

HOW TO READ EGYPTIAN

STEP BY STEP
BOOKS

Statsbiblioteket



400007946455

A STEP-BY-STEP
GUIDE TO TEACH
YOURSELF

MARK COLLIER
BILL MANLEY

How to read

Egyptian hieroglyphs

A STEP-BY-STEP GUIDE TO TEACH YOURSELF

Mark Collier and Bill Manley

New illustrations by Richard Parkinson

BRITISH MUSEUM PRESS

© Mark Collier and Bill Manley 1998

Published by British Museum Press
A division of The British Museum Company Ltd
46 Bloomsbury Street, London WC1B 3QQ

First published 1998
Reprinted with corrections 1999
Third impression 1999

A catalogue record for this book is available from
the British Library

ISBN 0 7141 1910 5

Designed by Andrew Shoolbred
Typeset in Meridien by Nigel Strudwick, using
hieroglyphs from the Cleo Font designed by Cleo
Huggins. Extra diacritics and hieroglyphs by
Nigel Strudwick.
Cover design by Kenneth Carroll



Printed and bound in Great Britain
by The Bath Press

Cover: Inscription on a ritual implement, dedicated
by King Senwosret I to his ancestor King
Mentjuhotep II. For an explanation of the inscrip-
tion, see page 126. The Metropolitan Museum of
Art, New York, acc. no. 24.21, Rogers Fund, 1924.

Contents

Introduction *vii*

Chapter 1 Hieroglyphs

- §1 Introduction *1*
 - §2 Reading hieroglyphs *2*
 - §3 Transliteration *2*
 - §4 1-consonant signs *2*
 - §5 Arrangement of signs *4*
 - §6 Determinatives: meaning-signs *5*
 - §7 Direction of writing *6*
 - §8  *i* and  *w* and plurals *8*
 - §9 Nouns *9*
 - §10 Adjectives *10*
- Exercises 10*

Chapter 2 More uses of hieroglyphs

- §11 2-consonant signs *15*
 - §12 3-consonant signs *17*
 - §13 Ideograms: sound-meaning signs *17*
 - §14 Variant writings *18*
 - §15 Writing the plural *19*
 - §16  *nb*, 'all, every, any' and
 *nb*, 'lord, master' *19*
 - §17 Royal names and titles *20*
 - §18 Royal epithets *21*
 - §19 Dating *21*
- Chart of royal dynasties 22*
Exercises 23

Chapter 3 Special writings

- §20 Abbreviations *32*
 - §21 Change of order: spacing *32*
 - §22 Change of order: prestige *33*
 - §23 Defective or strange writings *34*
 - §24 Titles *34*
 - §25 Epithets *35*
 - §26 The offering formula *35*
 - §27 The genitive *39*
- Egyptian funerary deities 40*
Exercises 43

Chapter 4 Scenes and captions

- §28 Captions: the infinitive *49*
 - §29 Adoration *50*
 - §30 Verb classes and the infinitive *50*
 - §31 The forms of the infinitive *52*
- The cult of Osiris at Abydos 54*
Exercises 56

Chapter 5 Description

- §32 Introduction: description *65*
- §33 The past: *sdm.n (=f)* *65*
- §34 Auxiliaries *66*
- §35 Omission of the first person suffix
pronoun *67*
- §36 Suffix pronouns *67*
- §37 The past relative form: *sdmt.n(=f)* *68*

Names and kinship terms 69

Exercises 72

Chapter 6 Further aspects of description

§38 Continuation 80

§39 Negation 81

§40 Making someone do something 82

§41 Dependent pronouns 82

§42 The present tense 83

§43 Other things going on 84

Exercises 85

Chapter 7 Characterisation


§44 Adjectives 93

§45 Adjectives used as nouns 94

§46 Participles 94

§47 Participles and epithets 95

§48 Participles as nouns 96

§49 Characterisation with  *ink* 96

§50 Passive participles 98

§51 *in* + noun + participle 100

§52 Relative forms again 100

Middle Kingdom titles 101

Exercises 104

Chapter 8 The future

§53 The *sdmty.fy* form 111

§54 The appeal to the living 111

§55 Wishes, expectations and requests:
the future *sdm(=f)* 114

§56 The Abydos formula 114

§57 Purpose and causation 115

§58 Negation 115

§59 Forms of the *sdmty.fy* and the future
sdm(=f) 116

§60 Adjectives in *-y* 117

Exercises 119

About the front cover 126

Hieroglyphic sign-lists for the exercises

I 1-consonant signs 127

II Some common 2-consonant signs 128

III Some common 3-consonant signs 128

IV Some common ideograms 128

V Full sign list 129

Reference tables

Verb forms 144

Pronouns, nouns and adjectives 148

Egyptian–English vocabulary 151

Key to the exercises 162

Bibliography and further reading 174

Index 177

Introduction

The aim of this book is to enable you to read and enjoy the hieroglyphs and the language of ancient Egypt. It is chiefly aimed at those who have had no previous experience of reading hieroglyphs, but should also benefit others who would like to improve their knowledge in line with contemporary research. Above all, this is a practical guide: from the very beginning you will be introduced to genuine hieroglyphic texts, with full supporting explanations and study aids. In order to do this, we have concentrated on monuments in the British Museum, in particular the stelae (or funerary inscriptions) of Egyptian officials, as well as coffins, tomb scenes, and the famous Abydos King-list of Ramesses II. Each chapter introduces you to a new feature of the hieroglyphic script or the language, and ends with copies of inscriptions on which you can practise your skills. We believe this approach has a number of advantages.

First, by reading genuine ancient inscriptions from the first lesson, you can build up your familiarity with the tricks of the trade: everything here (from individual signs to whole inscriptions) is typical of the kind of monuments displayed, not just in the British Museum, but in museums throughout the world. Secondly, by reading these monuments, we hope you will feel a real sense of achievement at each stage of the book. Thirdly, concentrating on a coherent group of monuments will allow us to raise some important topics – such as the role of Osiris, god of the dead, and the Mysteries celebrated at his cult centre, Abydos – which will help you to understand the cultural background of these monuments.

Rather than cramming in unnecessary detail, we will give you plenty of practice in reading hieroglyphs, and introduce you to the most common features of the ancient Egyptian language as it appears on these monuments. This will give you a firm basis on which to build, if you later move on to study other genres of the wealth of texts which survives from ancient Egypt – literature, religious wisdom, royal decrees, or whatever.

This book has developed out of a course which we have been teaching since 1992. It was clear to us back then that the existing introductions to ancient Egyptian were either too brief or too detailed, and that there was a need for an up-to-date course adapted to the needs of beginners

studying at home. We have taught the course in various guises for several groups and institutions: the University of London Centre for Extra-Mural Studies, the Egypt Exploration Society, the University of Glasgow, the Workers Educational Association, the Sussex Egyptology Society and the Thames Valley Egyptological Society at the University of Reading. At the Bloomsbury Summer School in particular, we have had the chance to introduce people to hieroglyphs in the hot-house of a single, concentrated week of study. This book owes a great deal to the constructive feedback of the students at all these venues, who have helped us (sometimes forced us!) to refine and clarify the text, and as a result it is much clearer and more accessible. Although it would be impossible to acknowledge so many by name, we are immensely grateful to each and every one of them for their enthusiasm and feedback, and for encouraging us in our belief that this book – and the approach it embodies – is a worthwhile project.

In developing this project into book form, we have had the good fortune to be able to draw on the knowledge and support of many people. At the British Museum, Vivian Davies, Keeper of Egyptian Antiquities, first brought the project to the attention of British Museum Press, and encouraged us to make use of Richard Parkinson's expertise in copying hieroglyphic monuments; Stephen Quirke freely shared his considerable knowledge of Middle Kingdom officialdom, as well as encouragement and the first round of drinks; as noted, we are especially grateful to Richard Parkinson for his outstanding line drawings. At Bloomsbury Summer School, we would like to thank the Director, Christopher Coleman, who allowed us *carte blanche* to develop language courses, and also his admirable staff for diligently keeping us all (tutors and students) alive. Several colleagues have helped us to teach hieroglyphs at the School: Ludwig Morenz, Toby Wilkinson, and especially José-Ramon Pérez-Accino, who is now a regular partner in our teaching. At the University of London Centre for Extra-Mural Studies, our grateful thanks are due to Tony Legge and Lesley Hannigan, who allowed us the freedom to develop the course as we saw fit, and also to Louise Lambe. Mark drafted his contributions to the book while a resident Fellow at All Souls College, Oxford, and completed them after his appointment to the School of Archaeology, Classics and Oriental Studies, University of Liverpool; he would like to acknowledge the support of both these institutions. His work on the language sections of the book has developed in tandem with his comprehensive undergraduate grammar course, *Introduction to Middle Egyptian*, which will be published separately.

We are grateful to the staff of the British Museum Press, not least for agreeing to take on such a complex book; above all our editor, Carolyn Jones, for her dedication and good humour in dealing with such a

demanding project. We would specially like to thank Nigel Strudwick for undertaking the English and Egyptian typesetting, and Helen Strudwick for correcting proofs in Nigel's absence. Finally our thanks are due to Mark Mehan, who prepared the map of Abydos on page 55.

It is customary to add a final word about partners, but in the present case our love and genuine heartfelt thanks are due to our wives, Joanne Timpson and Kathy McFall, who have put up with us, and this project, for a long time. In particular, Joanne, as well as coping with the arrival of Oliver and a preoccupied husband, still found time to comment on the final draft.

Mark Collier
Bill Manley

Illustrations

The line drawings of the stelae reproduced in this book were drawn by Richard Parkinson, Department of Egyptian Antiquities, British Museum. The scenes from the Middle Kingdom tombs at Meir are from A.M. Blackman, *The Rock Tombs of Meir*, vols I and II, Egypt Exploration Society, London 1914 and 1915; we are grateful to the Society for permission to reproduce them. The photographs on pages 31, 44, 63, 64, 108 and 125 are supplied courtesy of the Trustees of the British Museum, © British Museum Photographic Service. Mark Mechan prepared the map of Abydos on page 55.

Authors' note: Due to refurbishment work at the British Museum during 1997-8, it has not always been possible for the authors to collate their own copies against the original monuments.

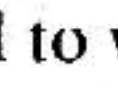
Chapter 1

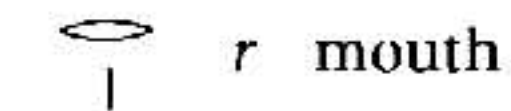
Hieroglyphs

§1 Introduction

Hieroglyphs are pictures used as signs in writing. Many depict living creatures or objects (or their parts):



And, as you might expect, some signs represent the object they depict. So, for example, the mouth-sign  is used to write the word for mouth, usually in combination with a stroke-sign (see §13 below for this sign):



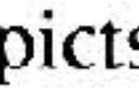
However, very few words are actually written in this way. Instead, hieroglyphic picture-signs are used to convey the *sound* (and meaning) of the ancient Egyptian language, just as the letters of our own alphabet convey the sounds of English. So, for example, the hieroglyphs above the figure roasting the goose do not read 'reed, chick, man, face' etc., which makes no sense; rather, they convey the sounds of various words in Egyptian which together have the following meaning:

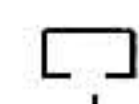


'I have been roasting since the beginning of time – I have never seen the like of this goose'
(Meir III, pl. 23)

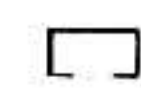

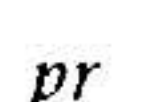
The purpose of this book is to show you just how this is done.

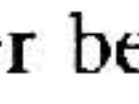
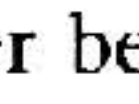

§2 Reading hieroglyphs


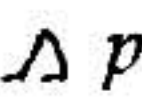
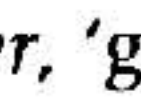
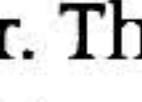

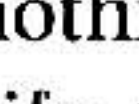

How then can hieroglyphs be read to show us something of the sound of an ancient Egyptian word? The easiest way to see this is through looking at a real example. The sign  depicts a schematic house (in plan) and is used to write the word for 'house' as follows (| is the stroke-sign already noted above):

 | pr house


As it happens, this word is based on the two consonants *p* and *r* combined to give *pr*. We shall discuss the way the ancient Egyptian word is put into our own writing system – how it is *transliterated* – in §§3 and 4 below. Now, there is another word which makes use of the same sound combination *p* and *r*, the word for 'go out', 'leave'. In hieroglyphs this is written as:

   | pr go out, leave

In this word,  is no longer being used to depict a house, but rather to 'picture' the sound combination *pr* (this is discussed in Chapter 2). Put more formally,  is being used as a *sound-sign* or *phonogram*. This is termed the *rebus principle*; it is as if we were to write the English word *belief* with a picture of a bee and a leaf as . On this basis hieroglyphs can be used to indicate *sounds* rather than things and can thus be used in words quite unrelated in meaning to the objects they depict.

The word    | pr, 'go out', also displays another two signs whose use will be explained more fully later. The mouth-sign  reads *r* as it did in  *r* 'mouth', although it has nothing to do with 'mouth' here, being used instead to *complement* or clarify the reading of  | pr (this is discussed in Chapter 2). The walking legs  are used as a *determinative*, a sign sometimes placed at the end of a word to give a general idea of its meaning, here of motion (see §6 below).







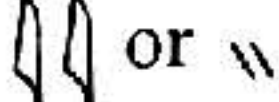
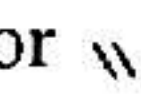





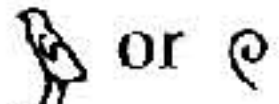
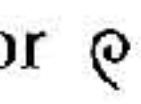









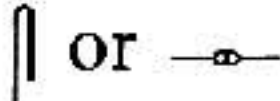
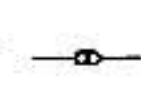

§3 Transliteration

In the last section we rendered  into our writing system as *pr*. It is the normal practice among Egyptologists to *transliterate* the sounds of a hieroglyphic word in this way. It is a very good discipline to get used to this right from the beginning and we encourage you always to transliterate when reading. The only real oddity about this is that hieroglyphs are not used to write vowels (a, e, i, o, u), only consonants; although this will seem a bit strange at first, you should soon get used to it.

§4 1-consonant signs

It is now time to get you started reading hieroglyphs for yourself. The most important hieroglyphs are the 1-consonant signs, where each hieroglyph











contributes a single sound towards the reading of a word, rather like the letters of our own alphabet:

SIGN	TRANS-LIT.	SAY	SIGN	TRANS-LIT.	SAY	SIGN	TRANS-LIT.	SAY
	ʔ	a		m	m		š	sh
	i	i/a		n	n		k	k
 or 	y	y		r	r		k	k
	ʾ	a		h	h		g	g
 or 	w	w/u		h	h		t	t
	b	b		kh	kh		tj	tj
	p	p		kh	kh		d	d
	f	f	 or 	s	s		d	j

We shall concentrate here on the reading of these signs. If you wish to identify the objects the signs depict, consult the full sign-list beginning on p. 129.

The proper value of each sign is the transliteration value given in the second column; the third column simply gives a way in which we, as English speakers, can vocalise these signs for our own convenience.

Most of these sounds resemble their English counterparts and can be transliterated directly into familiar letters from our own alphabet. However, some 1-consonant signs are used to represent sounds not present in spoken or written English, and these require specially adapted transliteration symbols of their own:

	ʾ	like trying to say 'ah' while swallowing. Made by clenching the throat muscles: to imitate, say 'a/o' with finger on throat		h	like German 'ich'
	š			š	as in 'ship'
	ʔ	glottal stop, like Cockney 'bo'le' for 'bottle'		k	back k, made further back in the mouth
	h	emphatic h, made in the throat		t	like 'tune'
	h	like Scottish 'loch'		d	like French 'dieu' or English 'joke'

Each 1-consonant sign represents a distinct sound in the ancient Egyptian language and so each needs its own transliteration symbol. It is important to

include all the various dots and dashes when transliterating – they are not optional. In transliteration you should use the proper symbol given in the *second* column of the table on p. 3. This is true even if we find it difficult to tell the difference between two sounds. For example, *k* and *k* are quite different sounds in Egyptian, even though distinguishing between them is rather difficult for us as English speakers.

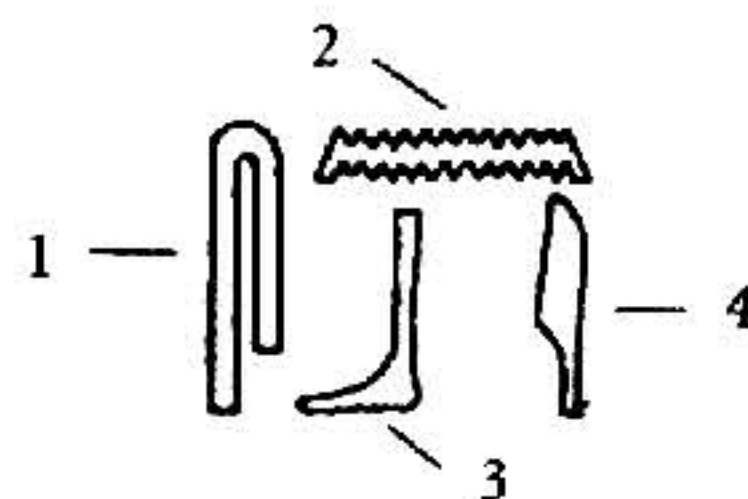
There is no need to try and pronounce ancient Egyptian words exactly (in any case this is impossible, since the vowels are not written out for us). However, it is useful to be able to read out your transliterations and vocalise whole words, rather than spelling them out sign by sign. So, a purely conventional pronunciation, entirely for our convenience, is usually adopted. These are the renderings given in the third column in the table on p. 3. Many signs have values similar to letters of our own alphabet and present no problem, whereas the more unusual ones are usually given a convenient English approximation. We also need to add vowels. The convention normally adopted is to insert an 'e' between each consonant, except in the cases of *ʃ* and *ʕ*, where 'a' is used, and *w*, where 'u' is sometimes used because they are easier to pronounce. Once again, these pronunciations are purely a practical convenience and are not intended to bear any relation to spoken Egyptian. For example, the following is the word for 'birds', *ʃpdw* (a writing discussed in §8), given with its transliteration and its English meaning:

 *ʃpdw* birds

Purely for our own convenience we could pronounce this 'apedu'.

§5 Arrangement of signs

It may already have struck you, from looking at the examples discussed so far, that hieroglyphs are not arranged one after the other as in our own alphabetic system, but in balanced groups or 'blocks' arranged to fill the available space. In particular, some signs are placed over others in order to fill the space in a more pleasing manner. As an example, here is the name of the official Senbi (*snbi*) from Exercise 1.8 on p. 13:















The name is written from left to right, starting with the *s* (1). But notice that the signs making up the name are grouped together, so that the *n* (2), as a long thin sign, is placed above both the tall thin signs for *b* (3) and *i* (4), forming a block. The rule for such arrangements is quite simple: when you meet a block of hieroglyphs, read the top one(s) before the bottom one(s)

and then carry on as normal. You will see a number of examples of grouping throughout the rest of this chapter. You may wish to read this paragraph again when reading §7 on the direction of writing.



At this point, you may wish to attempt Exercises 1.1 and 1.2 on pp. 10-11.


§6 Determinatives: meaning-signs


So far we have studied words written out with sound-signs alone. However, in hieroglyphic writing words are sometimes written with meaning-signs, or *determinatives*, placed at the end of the word after the sound-signs. The following are examples of some common determinatives and words written with them:


	man and his occupations		<i>s</i>	man
	god, king		<i>skr</i>	(the god) Soker
	sun, light, time		<i>hrw</i>	day
	motion		<i>hsb</i>	send
	small bird used for bad, weak or little things		<i>bin</i>	bad, evil
	town, village		<i>kis</i>	Qis (place-name)


Determinatives do not contribute to the sounds of the word and so are not transliterated. From our point of view, they simply help us to get some general idea of the meaning of a word. A large number of signs can be used as determinatives, but for two reasons this fact should not get in your way. First, as already mentioned, we do not transliterate determinatives, so they do not need to be at the centre of your attention, especially early on in your studies. Secondly, in the inscriptions you will be reading in this book determinatives are quite frequently omitted. However, if you are bothered by a particular determinative, consult the full sign-list beginning on p. 129.

Two other common determinatives require a little more description.  (not to be confused with  'man') is the meaning-sign used with words for what can be taken in or expelled through the mouth, either literally (eating, speaking) or metaphorically (emotions, attitudes, thinking) as well as the relevant activities connected with these, for example:

 *nis* call out, summon

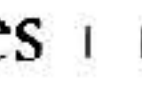
The most common determinative, however, is , the papyrus roll, used for abstract words or concepts. Although such words could not easily be represented by a picture, they could be written down, for example on papyrus, thus acquiring a tangible physical form. This written form could then be depicted in the shape of the rolled-up papyrus sheet:

 *snb* health, healthy


 *shr* counsel, plan, conduct, manner

One important word often written with the papyrus roll determinative is:

 *ht* thing(s)

The word *ht* is often written with the plural strokes  (see §8 below), although it is not itself a plural word. Notice that, for reasons of spacing, the papyrus roll can be positioned either horizontally or vertically – you will find that a number of long thin signs can be arranged like this.

Sometimes a word can have more than one determinative:

 *nds* individual, ordinary man, person
(from root meaning 'little, small')

Having a determinative thus gives us a second way of getting at a word – a general clue as to its meaning. This has the advantage that we can distinguish between two words written with the same sound-signs:

 *isw* old, the old  *isw* adoration, praise

As we shall see in Chapter 2, there are other features of the hieroglyphic script which tend to ensure that different words are written differently even when they share the same sounds.

In practice, however, as on the monumental inscriptions we shall be studying in this book, determinatives are often omitted. For example, in Exercise 1.2 you are asked to transliterate the following words (from the roasting scene in §1) without determinatives. They are shown here alongside examples with a determinative:

 or  roast  or  goose

At this point, you may wish to attempt Exercise 1.3 on p. 11.

§7 Direction of writing

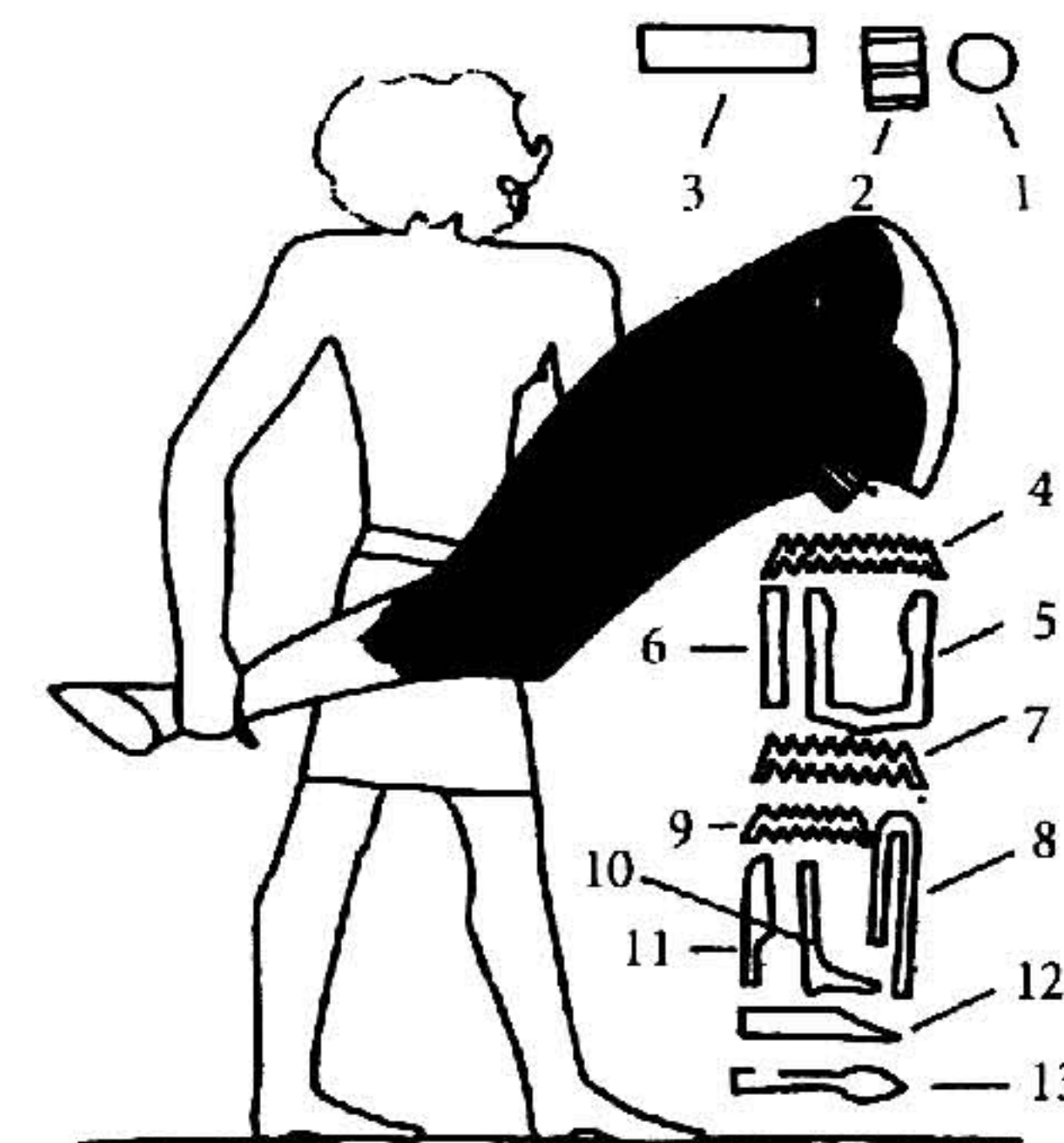
So far, we have ordered the hieroglyphs following our own system of writing, i.e. writing them in lines from left to right. However, hieroglyphs were used in a more decorative manner than letters in our writing system; in par-

ticular, they often formed a fundamental part of the aesthetic scheme of a monument. Although we shall continue to present the hieroglyphs in left-to-right order within the text of this book, when you study real examples of inscriptions, these may well be organised from right to left (this is in fact the more usual direction) and possibly in columns. Fortunately, there is a very simple trick to reading hieroglyphs in the right order:

Read into the front or faces of the various signs, and from above to below.

Put another way, signs normally look towards the beginning of the text.

So, if we look at the following scene, the hieroglyphs are to be read in the order numbered. Notice that the orientation of a figure helps, particularly when there are not many signs with a clear 'front':



Offering scene from the tomb of Senbi at Meir (read from right to left) (Meir I, pl. 9)

In this case, the inscription is fitted into the space surrounding the figure. The overall direction of writing is indicated best by the foot-sign (10): to read into the front of this sign we need to read from right to left, the direction we would also need to look into the face of the accompanying figure. Vertically, we always read from top to bottom (see §5 above), so the text begins at the top right. The first three signs read horizontally above the top of the foreleg of beef carried by the figure. The remaining signs then read down the column, but still from right to left within each block, as indicated by nos 4-13. You may well recognise the name of Senbi discussed in §5 above. Compare the right-to-left writing of this name (nos 8-11) with the left-to-right ordering given in §5 (taken from another inscription in Senbi's tomb). To increase your confidence in this skill, a full vocabulary for this inscription is provided at the end of this chapter, so that you can practise reading it for yourself.



As an example reading from left to right, we can look once more at the inscription we used to introduce this book, shown on p. 8 with the order of the signs of the first line.






In this example, there are two rows of inscriptions, an upper one which is read first and a lower one, read second. Notice, once again, that the hieroglyphs have been fitted around the figure. So, Line 1 reads from left to right horizontally (reading into the face of the chick, the seated man, the owl and the bird in flight) and then at the end turns the corner, as it were, dropping down to finish in a column with nos 13-15. As with our writing system, we then return to the start of the next line and read along once more (into the face of signs such as the seated man and the chick).


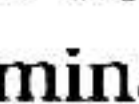
As these examples also indicate, hieroglyphic signs were placed in a continuous sequence without any punctuation marks or word spacings. No doubt this will seem quite intimidating at first, but we hope to show you by example that, as you become familiar with the script and gain a grasp of useful words, this is nothing like as bad as it might seem. Exercise 1.8 (see pp. 13-14) will give you further practice in this skill.

§8 *i* and *w* and plurals








Hieroglyphic writing is quite economical. Along with vowels, the consonants  *i* and  *w* are often omitted in writing, except at the beginning of words. This is particularly true for grammatical endings. For example, the plural is indicated by a *-w* ending (just as it is typically indicated in English by adding *'-s'*, as in *'bird'*, *'birds'*); this is sometimes fully written out, but more often the *-w* is omitted. The word for *'bird'* (singular) is:

   *spd* bird, fowl

For our convenience this word can be sounded *'aped'*.


This is made plural by adding on a *-w*. A plural determinative of three strokes  is also usually added. Since the determinative  suffices to

indicate the plural, the *-w* ending is often simply left out of the writing (and transliterated in brackets), leaving a more compact group of hieroglyphs:


    or    *spd* or *spd(w)* birds

§9 Nouns






Learning to read hieroglyphs is, however, only one part of reading a hieroglyphic inscription, especially if you aspire to making real progress with your studies. Since hieroglyphs were used by the ancient Egyptians to write down their own language, it is necessary to build up a familiarity with how words are put together in Egyptian. Throughout this book, we will introduce you step by step to the most common features of ancient Egyptian which you are likely to meet in the sort of inscriptions studied here. Some of the ways Egyptian works are rather like English, and so will seem quite normal to you, but some of its features are not as we would expect from English, and will need a little more discussion and thought.

As a starting point, it is useful to know something about nouns in Egyptian (nouns are the words typically used to refer to people, objects, living things and the like). In Egyptian, all nouns are treated as being either masculine or feminine, even if there is no obvious reason (to us) why this should be the case; you may be familiar with a similar convention in French. Fortunately, this distinction is very easy to spot in ancient Egyptian, since feminine nouns almost always end in  *-t*, whereas masculine nouns rarely do. For example:

 *s* man  *st* woman

Also there are no special words for *'the'* or *'a'* in classical Egyptian and so  *s* *'man'* can mean either *'a man'* or *'the man'* (although one or the other often suggests itself in translation into English).

One feature of Egyptian which is rather like English is the use of prepositions (words which are *'pre-posed'*, or put before, others) to indicate locations (*'in'*), directions (*'towards'*), times (*'during'*), accompaniment (*'with'*) and how things are done (*'by'*). As in English, the simplest prepositions tend to be very short words and are written with 1-consonant signs:

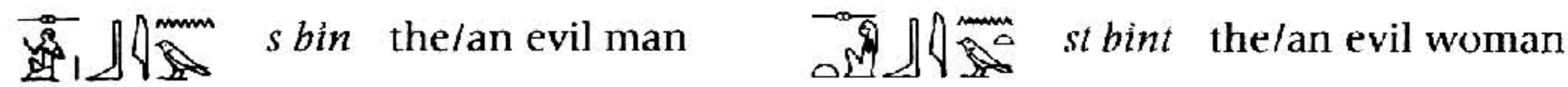
 *m* in, with, from, as  *in* by
 *n* to(wards) (people), for  *hnc* with
 *r* to(wards) (place), at

For example:



§10 Adjectives

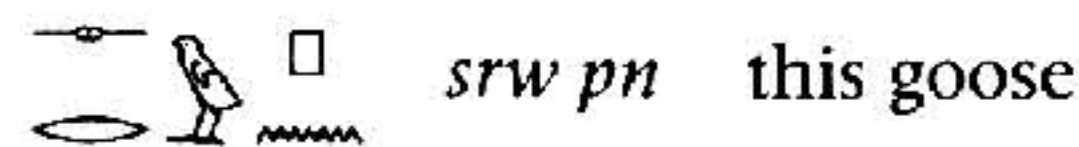
An adjective is a word used to describe a noun, to give it a particular property or quality (e.g. ‘a **stupid** man’, ‘a **clever** woman’). The distinctive feature about adjectives in Egyptian is that they *follow* their nouns and also they *agree* with the noun – if the noun is feminine and ends in *-t*, then so does the adjective:



The word for ‘this’ behaves in a similar manner:




Like adjectives, *pn* and *tn* follow their noun and agree with it. An example of this occurs in the inscription used at the beginning of this book, where the text ends with the phrase ‘this goose’:



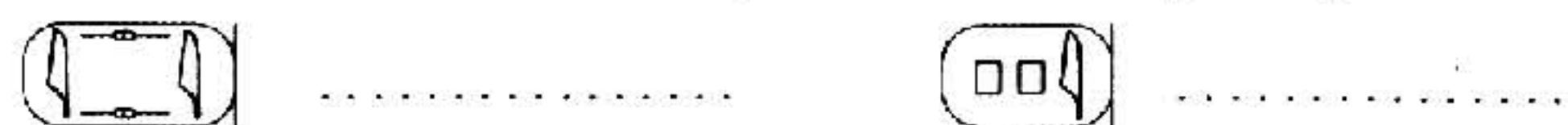
Exercises

1.1 Kings’ names

You are now in a position to read the names of several Old Kingdom kings. First, here is the name of the famous builder of the Great Pyramid of Giza, who is usually known by a Greek adaptation of his name as ‘Cheops’. In hieroglyphs his name is written as follows (we have given you a conventional rendering in English afterwards to guide you in your transliteration; for the use of the name-ring or cartouche see p. 20):



Here are two further names of Old Kingdom kings. The first is one of two names of a 5th dynasty king, Djedkare Isesi. Which is given here? The second is a name shared by two kings of the 6th dynasty:



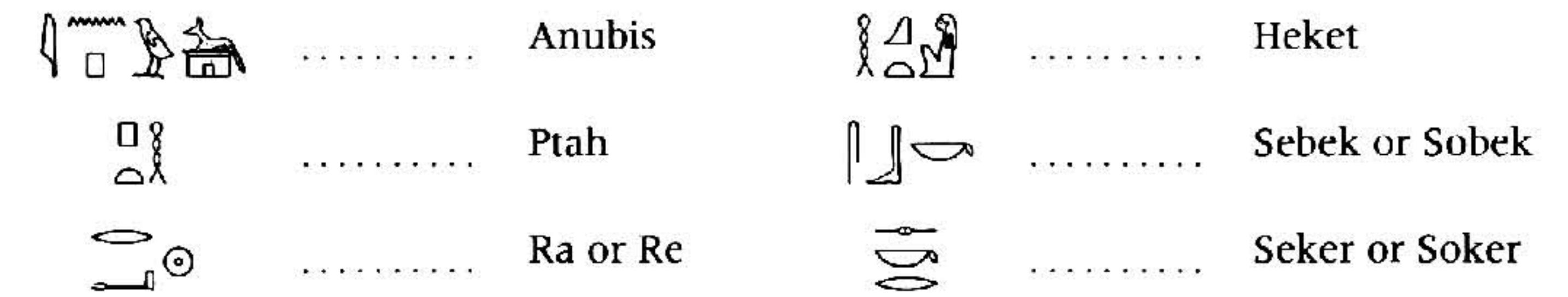
1.2 Words from the roasting scene

In the roasting scene used in our introduction, some words are written out with 1-consonant signs. Transliterate the following and see if you can isolate the words in the original scene in §1:




1.3 Gods’ names

The names of certain gods are typically written with 1-consonant signs. Transliterate the following. Once again, the traditional English rendering will help to guide you in most cases (although ‘Anubis’ is derived from a Greek version of the god’s name – ‘Inpu’ or ‘Anpu’ might be a more conventional rendering into English). Remember to use the proper transliteration symbols from the second column in the table in §4. Any unfamiliar sign (such as the seated dog) is a determinative and so not to be transliterated:



‘Sobek’ and ‘Soker’ are usually rendered with an ‘o’ because of the Greek forms of these names. There is nothing of importance in this traditional practice.

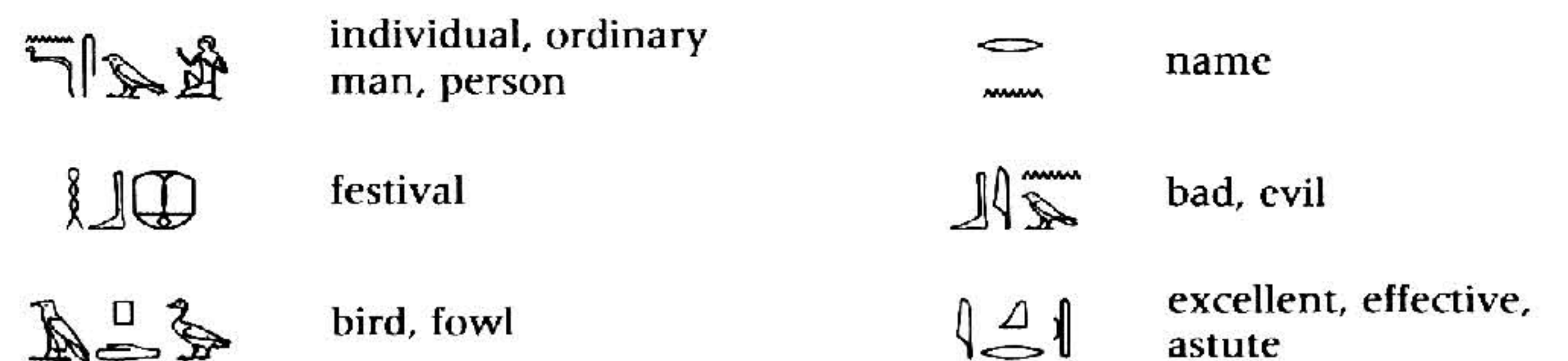
Many readers of this book will be familiar with the famous pharaoh Akhenaten, his wife Nefertiti, and Akhenaten’s innovative religious programme centred on the solar disc, the Aten. In hieroglyphs, the Aten is written as follows. Once again, try to transliterate:



‘Aten’, like ‘Anubis’, shows the alternative conventional use of ‘a’ for initial *t* (‘Iten’ would be the other way of pronouncing this word in English).

1.4 Transliterating words

Transliterate the following words written with 1-consonant signs and determinatives (any sign which is not a 1-consonant sign is a determinative and need not be transliterated):



	throwing (the throw stick in fowling scenes)		Poker (place-name, see p. 55)
	staff		go north, go downstream
	sky		fish
	garment		alabaster
	foreleg (joint of meat used in offerings)		shooting, spearing

1.5 Writing out words in hieroglyphs

Write out the following words in hieroglyphs using the determinative supplied. Remember to arrange the hieroglyphs into groups as noted in §5 above:

<i>hr</i>		fall	<i>htm</i>		(v.) seal, close; (n.) a/the seal
<i>sr</i>		official	<i>krst</i>		burial

1.6 Translation

Transliterate and translate the following phrases:

a		b	
c		d	

1.7 Translating the offering scene



The scene on p. 12 was used to illustrate the use of hieroglyphs written in right-to-left order in §7 above. Have a go at translating the caption with the help of the vocabulary provided and the ordering of the signs given in §7. (The context of the scene is that the figure is offering the foreleg of a slaughtered bull to the tomb owner Senbi; the inscription relates his speech.) This exercise is useful in illustrating a couple of other points as well. First, these are drawings of real hieroglyphs found on the wall of the tomb of Senbi and not the standard hieroglyphs of a font such as that used in this book (recall how English written letters differ a little from standard type fonts). This is really just a matter of getting used to variability, particularly in the infill of signs – use the vocabulary provided to see the standard hieroglyphs. Secondly, the inscription contains words written in other ways than with 1-consonant signs which you will not be able to read through at present. Instead, use a ‘cut-and-paste’ approach, relying on us to isolate the correct groups of hieroglyphs in the vocabulary and to give their correct reading and meaning. You should just ‘cut-and-paste’ the relevant groups into your translations. By the end of the next chapter, even these words should be clear to you.

VOCABULARY

	<i>ms^c-hrw</i>	the justified		<i>n k3 n</i>	for the ka of
	<i>hps</i>	foreleg (of ox used in offering)		<i>snbi</i>	Senbi (name)


(*ms^c-hrw* is used like our own R.I.P as a phrase referring to the blessed dead; offerings are made to the ka-spirit of the deceased.)

Note the interaction of art and text in this example, where the foreleg is an integral part of the scene, but also serves as the determinative of the word *hps* (it can be ‘read’ at the correct point of the inscription at the end of the word for foreleg).

This inscription comes from the Middle Kingdom tombs at Meir, the cemetery site for Qis, the principal town of the 14th Upper Egyptian nome (province). We shall make use of these tombs, particularly that of the governor Senbi, for scenes to supplement your study of the Middle Kingdom stelae in the British Museum.

1.8 Study exercise: A fishing and fowling scene

Transliterate and translate the labels above the scene on p. 14 using the vocabulary and notes below the picture.



Fishing and fowling scene from the tomb of Senbi at Meir (Meir I, pl. 2). The hieroglyphs have been edited to fit the content of Chapter 1. The scene is studied with its original inscriptions in Exercise 4.6.

Notes

- i The words for 'birds' and 'fish' are given in an abbreviated form rather than being written out fully. They are still the same two words (in the plural) as the words given in Exercise 1.4.
- ii *ms^c-hrw* 'the justified' has now been given in three different writings (see vocabulary Exercise 1.7). Such variations in the 'spelling' of words will be explained in the next chapter




VOCABULARY

















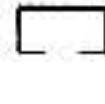





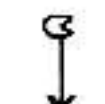

	<i>spd(w)</i>	fowl, birds		or	<i>ms^c-hrw</i>	the justified		<i>snbt</i>	Senbi
	<i>in</i>	by			<i>r</i>	at, towards		<i>stt</i>	spearing
	<i>rm^c</i>	throwing			<i>rm(w)</i>	fish			


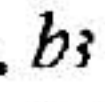
More uses of hieroglyphs

The aim of this chapter is to introduce you to the 2-consonant and 3-consonant signs, which provide much of the subtlety and flexibility of the hieroglyphic script. It will also supply you with the information needed to read the names of various famous kings of ancient Egypt, including the names on the Abydos king-list in the British Museum.






§11 2-consonant signs



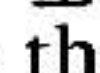

The second major group of signs are the 2-consonant signs, which contribute two consonants to the reading of a word. We have already seen an example in the use of the 2-consonant sign  *pr* in the word   *pr* 'go (out)'. The 2-consonant signs are rather common – over eighty are used in this book – and becoming familiar with them represents the major hurdle to be overcome in reading hieroglyphs. The sign-list on p. 128 gives a table of the most common 2-consonant signs used in the inscriptions studied, and we shall also introduce several at a time in the vocabularies to the various exercises to allow you to become familiar with them in convenient numbers. The following are some common examples of 2-consonant signs to get you started, along with some common words in which they occur (including *pr* again so that you can see how the table works):

SIGN	EXAMPLE	SIGN	EXAMPLE
 <i>'3</i>	   <i>'3</i> great, large	 <i>b3</i>	  <i>b3k</i> servant
 <i>wr</i>	  <i>wr</i> great, important	 <i>mr</i>	  <i>mr</i> love, want
 <i>nb</i>	  <i>nb</i> lord, master	 <i>pr</i>	  <i>pr</i> go out
 <i>hs</i>	  <i>hs</i> praise, favour	 <i>h3</i>	 <i>h3</i> thousand







Consider the word *b3k* 'servant'. In its most basic form, the word is built up through using the 2-consonant sign  *b3* followed by the 1-consonant sign  *k*, which together give the reading of the word as *b3k* (it may also be finished off by a seated man determinative – see §6 above – showing us that

the word refers to a person). Notice how this gives a more visually distinctive writing for the word than if it were simply written out with 1-consonant signs. Although we might view the number of 2-consonant signs as rather forbidding, it is nothing compared to the enormous number of words which any language contains. By having a mixed system in which they can be written with differing combinations of hieroglyphs, words take on more distinctive and memorable writings than if they were simply written out in an alphabet-like system (think of the difficulties of English spelling!).

The second noticeable point in the writing of some of these words is that 1-consonant signs often occur as *sound complements* fleshing out the reading of a 2-consonant sign, helping to jog the memory, as it were, about its reading. There is a simple rule about this: if a 1-consonant sign shares the same value as an accompanying 2-consonant sign, then this 1-consonant sign is not read as a separate sound. So, if we look at   again, we read *pr* and not *prrr* even though it is written with  *pr* +  *r*, because  *r* jogs our memory about the *r* of *pr*.


If, however, the 1-consonant sign has a different value from the sounds of an accompanying 2-consonant sign, then it should be read as a separate sound. So, if we look at the word   *b3k*, then the 1-consonant sign  *k* must be read separately, since the sign  only reads *b3* on its own. So read *b3k*.























From our point of view, this might seem an unnecessarily complex way to go about writing words, but there are a number of advantages. For example, such a system provides the flexibility to be able to write words in blocks as noted in §5. More importantly, it allows a good deal of flexibility in the actual choice of signs used; this was particularly useful in view of the fact that most hieroglyphic inscriptions were written on fixed and inflexible surfaces such as stone.

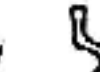
Suppose that we have two inscriptions, each with a different-sized space left at the end of a line, and we wish to write the word *b3k* 'servant' in each of these spaces. The hieroglyphic system allows us a convenient and elegant way out of our problem. In the smaller space we can write *b3k* as it is written in the table above:  . In the larger space, we could include a sound-complement  fleshing out the *3* of the *b3*-sign and thus fill the slightly larger space:   .



The two words read just the same, they are just 'spelt out' slightly differently. Words in hieroglyphic writing, therefore, do not have one single correct spelling but are rather 'elastic' and can be contracted or expanded through, for example, the inclusion or omission of sound-complements. Fortunately, we can leave it to the ancient Egyptians to do all the spelling for us – the important point for us is just to be aware of the flexibility of the script and observe it in action.

§12 3-consonant signs

The final major group of sound-signs are the 3-consonant signs, which contribute three consonants to the reading of a word. 3-consonant signs are also often accompanied by one or two 1-consonant signs as sound complements helping to flesh out the reading of the sign. There are far fewer of these signs and also many of them are emblematic – they are used only in certain words and are often connected to, or come to be emblems for, the words in which they are used. Perhaps the most famous example of these signs is  *anh*, 'ankh', used in the word for 'life':

SIGN	EXAMPLE	SIGN	EXAMPLE
	<i>anh</i>   <i>anh</i> life		  <i>w3s</i> strong, powerful
	<i>nfr</i>   <i>nfr</i> good		 <i>ntr</i> god
	<i>htp</i>   <i>htp</i> rest, satisfy		 <i>hpr</i> become
	<i>m3r</i>   <i>m3r</i> true, right, proper		  <i>hrw</i> voice







The two words *m3r* and *hrw* have already been met in the phrase *m3r-hrw* 'true of voice' or 'justified'. This, as already noted, is a common epithet bestowed on the blessed dead (whose conduct has been judged before the gods to be true) and is used after the names of the deceased in a similar manner to our R.I.P. ( is a 2-consonant sign reading *m3*):

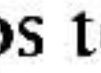
  *m3r-hrw* true of voice, justified

You have encountered this in more condensed writings. (See further §14 on p. 18 below.)

§13 Ideograms: sound-meaning signs

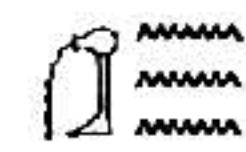


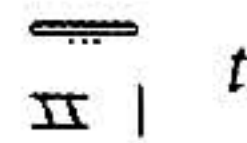
The final signs to be looked at in this chapter are the sound-meaning signs (ideograms) which combine sound and meaning and which come closest to our own preconceptions of how a picture-script should work:


	<i>ib</i> heart		<i>r</i> mouth
	<i>r</i> arm		<i>rr</i> the sun
	<i>pr</i> house		<i>hr</i> face

As the examples indicate, these signs are often followed by  which helps to highlight the ideogram usage, as well as noting that only one 'heart' etc. is

meant; it also serves as a space filler to give a convenient grouping of the signs. A fuller list of ideograms is given on pp. 128-129.

Sound-meaning signs can be accompanied by sound complements or determinatives:

	<i>w^rb</i> pure, priest		<i>rnpt</i> year
	<i>sdm</i> hear		<i>t3</i> land

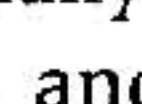
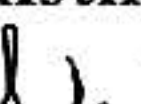
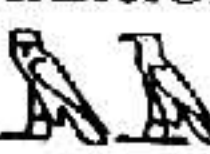
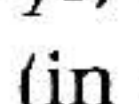
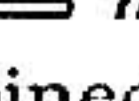
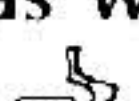
This usage of signs illustrates an important point for using this book. Although you may be able to 'spell out' a couple of the words given in this section, most of them will not be immediately readable (you should, however, rapidly grow used to reading  as *w^rb*, for example). Therefore we encourage you to focus on words as a whole, rather than trying to puzzle through the use of every single sign from first principles. We will do the work for you by supplying you with words in the format used in the table above: hieroglyphic writing followed by transliteration and translation. If you concentrate on whole words as opposed to single signs, you should find that you make faster progress in reading.

§14 Variant writings

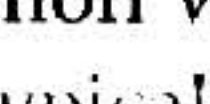
Hieroglyphs are written in groups, accommodating aesthetic considerations and the limits of physical space by using differing combinations of signs. For these reasons, words can be written in a number of different ways. For example, we have already encountered the phrase *m3^r-hrw* 'true of voice' or 'justified' in a number of different writings:

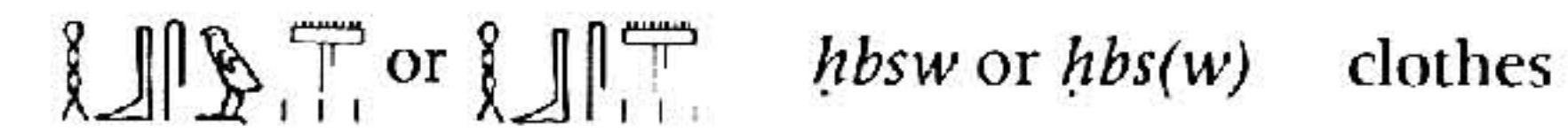


As already noted, we can safely leave it to the ancient Egyptians to show us how it should be done. We need only be aware that variant spelling is a perfectly normal feature of hieroglyphic writing.

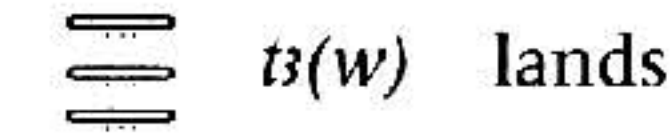
However, it is worth noting that 'spelling' is constrained by convention and tradition within fairly strict limits. So, even though *m3^r-hrw* is written out in a number of different ways, there are usually distinctive and recognisable elements to the phrase (in this case  and ). Furthermore, by tradition, *m3^r* is never found written out with 1-consonant signs as * *m3^r* (* is the symbol for 'not found'); rather the range of 'spelling' of *m3^r* concerns whether  *m3^r* was written along with  *m3* as a sound complement (often combined into ), and perhaps also with other sound complements in differing combinations, to suit aesthetic and physical considerations.

§15 Writing the plural (see also Reference table on p. 149)

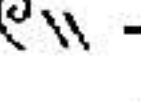
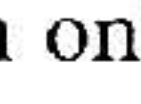
The most common way of writing the plural has already been discussed in §8 above. It is typically written with plural strokes () and may or may not show a -w sound-sign (in the latter case, a *w* is added to the transliteration in brackets for convenience):

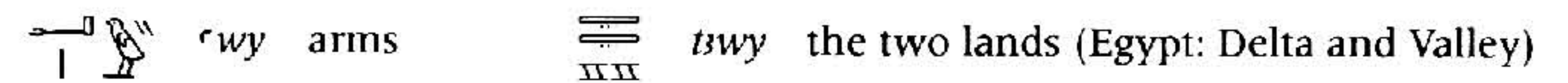


Another way of writing the plural is for a sign to be repeated three times:


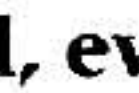


This method is rarer in practice, although it is favoured for certain words, such as *t3(w)* 'lands'.

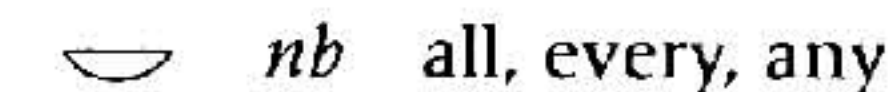
Egyptian also shows a restricted use of a dual ending: msc.  -wy and fem.  -ty (indicating two of something), but this is common only with things which tend to come in pairs:




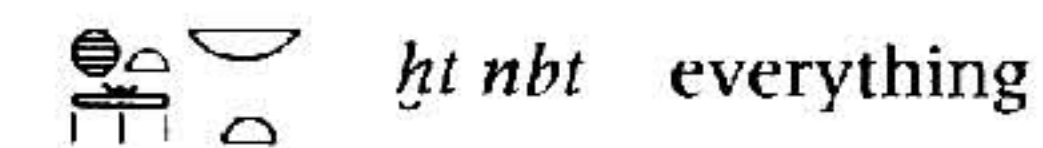
t3wy is written by repeating two signs, like the second plural method noted above.


§16  *nb* 'all, every, any' and  *nb* 'lord, master'

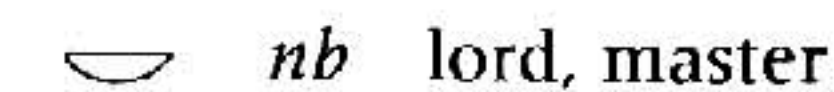
There are two important words which can be written alike. The first is the word for 'all', 'every' or 'any':



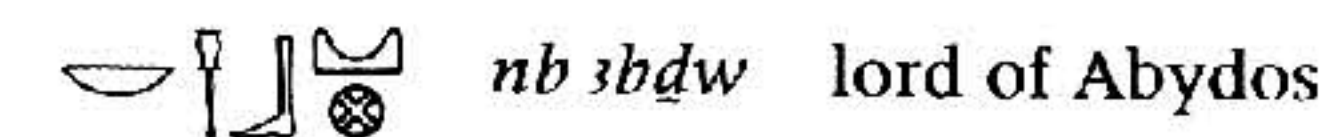
 *nb* 'all, every, any', behaves rather like an adjective (see §10): it follows the noun it goes with and, like an adjective, agrees with it:



 also occurs in another common word, the word *nb* meaning 'lord' or 'master', which, in its most abbreviated form, is written simply:



Fortunately, when *nb* means 'lord' or 'master' it comes first in expressions:




(See Exercise 2.2 for *sbdw* 'Abydos'.)


So the rule is quite simple: when *nb* comes second in its phrase (and agrees with the first noun) then it is the word *nb* 'all, every, any'; when it comes first in its phrase, it is the word *nb* 'lord, master'.


§17 Royal names and titles


One of the principal goals of this chapter is to equip you to read the names of the kings of Egypt. In the next few paragraphs, we will deal with some of the background about royal names, focusing on the titles, epithets and the dating formula. In the Exercises to this chapter, we shall set you loose on the names of the kings themselves.


The king in ancient Egypt had an elaborate titulary made up of his names, titles and epithets. From the Old Kingdom onwards, each king had five names, of which three are particularly common on monuments (the other two – the ‘two ladies’ and the ‘golden Horus’ names – are used less often). The three common names are the Horus name and the names contained in cartouches – the praenomen and the nomen.


The *Horus name* designates the king as the god Horus, the son and successor of Osiris (for whom, see pp. 40-42). The name is introduced by the falcon  *hr*. As an example the Horus name of Senwosret I is:

 *hr ʿnh-mswt* the Horus Ankhmcsut

The other two common names are written in cartouches (name-rings). The *praenomen*, or first cartouche-name (a name assigned on the king’s accession), follows the  *nsw-bity* title ‘king of the dualities’, ‘dual king’ – i.e. the king as ruler of the dualities which composed the Egyptian world: Upper and Lower Egypt; desert and cultivation; the human and the divine. It has been traditional to focus on the division of Egypt into the Nile Valley and the Delta and to translate this title as ‘king of Upper and Lower Egypt’. The praenomen of Senwosret I is:



 *nsw-bity hpr-k3-r* the king of Upper and Lower Egypt Kheperkare

The *nomen*, or second cartouche-name, is the king’s own birth name and might be common to other members of the dynasty. It is also the name by which scholars nowadays refer to the kings: hence we have Senwosret I, II, and III in the 12th dynasty. The numbers are a modern convention and do not occur in the ancient names. The nomen is typically introduced by the  *s3 rʿ* title ‘son of Re’ – i.e. the king as the heir of the sun-god Re on earth. The nomen of Senwosret I is:

 *s3 rʿ s-n-wsrt* son of Re Senwosret

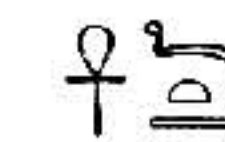

(See Exercise 2.7 on pp. 26-27 for the readings of the cartouche names themselves, and the ordering of the signs.)

A couple of other titles of the king (typically accompanying the praenomen) are:

 *ntr nfr* the perfect god  *nb tswy* lord of the two lands

§18 Royal epithets

The king’s name and titles are usually associated with a number of epithets. Among the most common are epithets connected with life:

 *ʿnh dt* living enduringly  *di ʿnh* given life

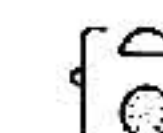



often extended:

 *mi rʿ* like Re  *dt r nhh* enduringly and repeatedly (for ever and eternity)

On the written order of the phrase *mi rʿ* ‘like Re’, you may wish to look ahead to §22 in the next chapter.

§19 Dating

Dates were recorded in ancient Egypt according to the regnal year of the reigning king and not by some absolute dating system like BC/AD. The dating formula has a fixed and regular form based around the following words, along with the names, titles and epithets of the king and the number of years of his reign:

 *rnpt-sp* regnal year  *hr* under
 *hm* person  *n* of

hm is used to refer indirectly to the king.

Egyptian numbering is decimal, broken up into tens and units. The tens are reckoned by repetition of the sign *n* (so *nnn* = 30) and the units by repetition of *l* (so *llll* = 4). Consider the following example (here year 28 of king Nimaatre Amenemhet III) which shows how the formula is put together and how the numbering system works:

The date in the lunette of BM EA 827:

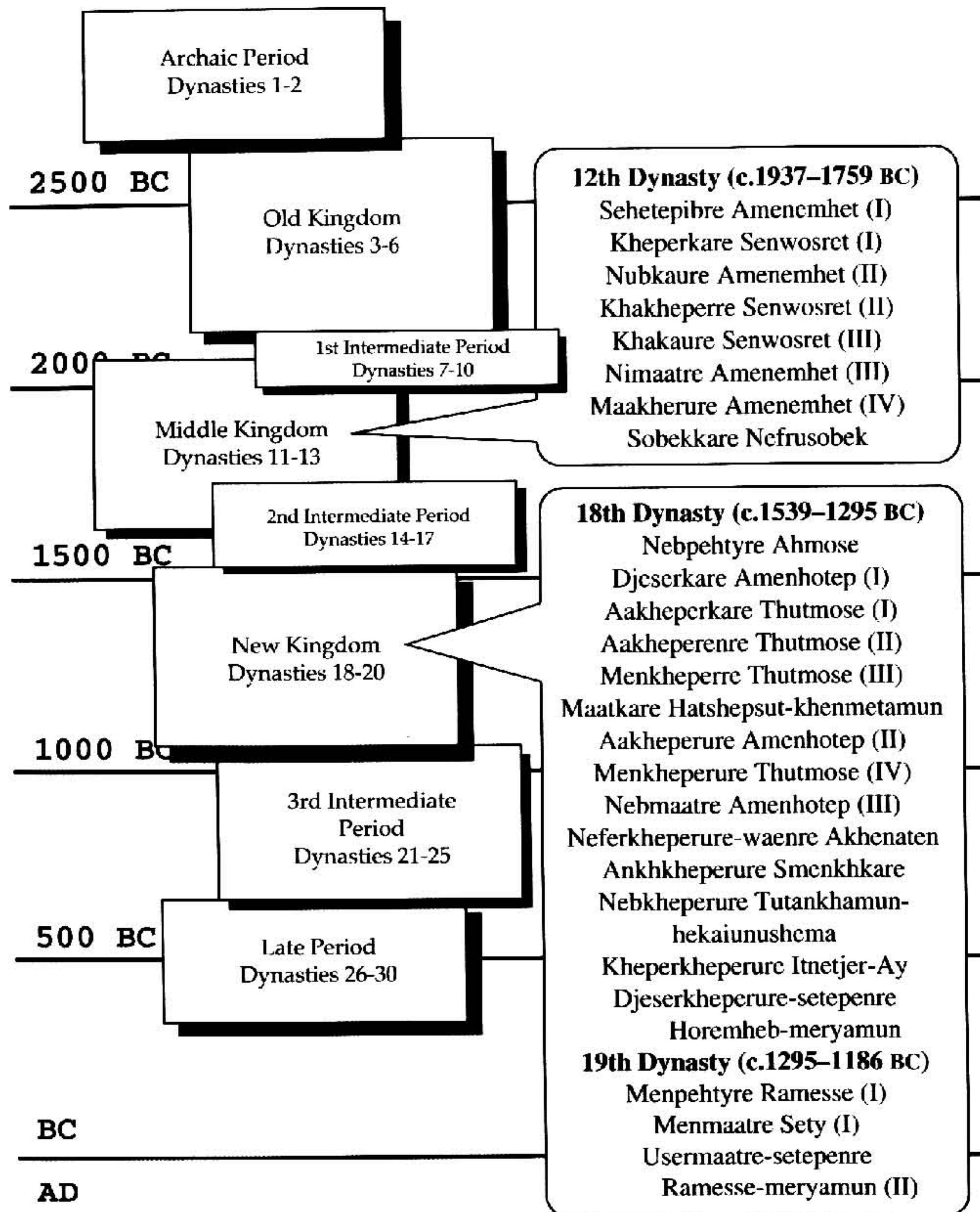


BM EA 827: *rnpt-sp 28 hr hm n nsw-bity (n)-msʿt-rʿ ʿnh dt*
 Regnal year 28 under the person of the king of Upper and Lower Egypt Nimaatre living enduringly

(On the title and epithets of the king, see the previous paragraphs. On the cartouche name of the king himself, see Exercise 2.7 on pp. 26-27. The *n* of Nimaatre was omitted in the original.)

Excursus: chart of royal dynasties

Kings of Egypt prior to the invasion by Alexander the Great (332 BC) are organised by scholars into thirty dynasties, further arranged into major periods known as Kingdoms (normally when only one king at a time ruled Egypt) and Intermediate Periods (when the kingship was often divided). This book principally concerns monuments from the First Intermediate Period and Middle Kingdom (c.2150 BC–c.1641 BC), but the kings listed below are discussed on pp. 26–31.



Exercises

2.1 Signs

The following are a list of signs to be used in the Exercises. They are worth memorising (writing them out is a good way of familiarising yourself with them).

a. 2-consonant signs

Some of these sign occur in the word exercises below; others will be of use when studying kings' names in Exercises 2.7 and 2.8:

	<i>sb or mr</i>		<i>wp</i>		<i>mr</i>		<i>nb</i>		<i>ks</i>
	<i>or</i>		<i>3</i>		<i>ms</i>		<i>mr</i>		<i>hc</i>
	<i>w3</i>		<i>mn</i>		<i>ms</i>		<i>ss</i>		<i>dd</i>

b. 3-consonant signs

The following 3-consonant signs were introduced in the main text above. Write out and learn these signs and the following common words they occur in, using the opportunity to follow the use of sound-complements and determinatives.

	<i>nh</i>		<i>nh</i> life		<i>wsr</i>		<i>wsr</i> powerful
	<i>nfr</i>		<i>nfr</i> good		<i>ntr</i>		<i>ntr</i> god
	<i>htp</i>		<i>htp</i> rest, satisfy		<i>hpr</i>		<i>hpr</i> become

A further useful 3-consonant sign is: *hnm*

c. Ideograms

	SIGN	EXAMPLE
	A55, vase with water flowing, combined with leg	<i>wrb</i> pure
	C9, flat alluvial land with grains of sand	<i>ts</i> land
	F42, road bordered by shrubs	<i>wst</i> road, way

To aid you in further study, these signs have been quoted with their classification (composed of a letter and a number) as found in the sign-list on pp. 129–143.

Note: often occurs without the grains of sand as (C10) alone.

2.2 Words

a. Copy out and transliterate the following words (you may wish to refer to the list of signs above or the sign-tables at the end of the book):

Note: all dates are approximate; you will find slightly different schemes used in different books.

son ka (the spirit of sustenance)

Since both of these common words rely on a single 2-consonant sign, it is not at all unusual to find them written at their briefest with just the 2-consonant sign.

road, way love, wish, want, desire
companion open, separate

(Notice that in the word for 'road', 'way', can be used as a determinative with the word 'spelt out', or as an ideogram as in Exercise 2.1.)

b. Two important town-sites which occur in common epithets of the god Osiris are:

Abydos Djedu (Busiris)

c. Some more names of gods:

Amun Khnum

Try and transliterate the name of the god Wepwawet (you may need to consult §15 again):

Wepwawet

The names of these gods can be written with or without the determinative for gods: (A3).

2.3 Variant writings

In §14 in the text, you were introduced to the notion of variant writings, which allow a word to be stretched or compressed to fit space. The example used was the phrase *msr-hrw* 'justified' or 'true of voice', used as an epithet of the blessed dead. The variants given in previous examples are repeated here. Work through the writings, identifying the various signs, and satisfying yourself that despite the differences, they all yield the same transliteration: *msr-hrw*.

2.4 Expressions

Transliterate and translate the following phrases (both of which are common elements of the offering formula which you will study in more depth in Chapter 3):

a. b.

As so often, the same phrase can be written in a more condensed manner (although it is read in the same way), for example:

(You may wish to consult §§9 and 10 on nouns and adjectives in Egyptian.)

2.5 Words

Some very common words are written with otherwise uncommon signs and with some idiosyncracies of their own. Copy out the following and read the accompanying notes:

it father It seems that is an obscure determinative here; however, the common phrase *it=f* 'his father' is probably influential too (cf. §§33, 36).

ssir Osiris Written with E60-seat above A36-eye for reasons which are still obscure. *ssir* is a recently suggested reading (rather than older *wsir*)

t bread Written with D25 and F9 or F10-bread determinatives and plural strokes. In offering formulae it is often abbreviated to θ .

2.6 Dating

The following are examples of dates from British Museum stela. It is perhaps better to do this exercise after the study exercises on pp. 26-30, when you will be able to read the kings' names more easily.

The lunette of the round-topped stela of Senwosretsenbu (BM EA 557) begins:


BM EA 557:

In the first line of BM EA 586 the king's cartouche is surmounted by the sky hieroglyph, which is not read:

BM EA 586, Line 1:

BM EA 567 begins with a date; the writing of *nsw-bity* is to fit the rounded shape:

BM EA 567.
Lines 1-2:



2.7 Study exercise: Middle Kingdom kings of the 12th dynasty

It is now time for you to read through the cartouche names of various kings of Egypt. The kings we have selected come from some of the most celebrated dynasties of ancient Egypt: the 12th dynasty in the Middle Kingdom, and the 18th, 19th and 20th dynasties in the New Kingdom. You can either piece their names together from the sign resources provided below or you can go further and refer back to Chapters 1 and 2 (as well as making use of the sign-tables at the end of the book) to improve your familiarity with the signs.

The two most common names of the king – the praenomen and nomen – are written in cartouches and are thus easy to spot. However, the way that the names themselves are written is actually surprisingly complex, playing with the various resources of the script for aesthetic and spacing reasons. The one factor we have not covered so far (because it finds a more appropriate place in Chapter 3) is that elements drawing on divine names are written first, regardless of the order in which they are read. For example, the sun-disc *r^c* (the name of the sun god) regularly appears first in the praenomen but is read last (as the transliteration values and Anglicisation of the names below show). For the purposes of this exercise, we would ask you to follow the reading order we give below, but you may wish to look forward to §22 in Chapter 3 for an account of this peculiarity.

Fill in the first cartouche names from the list below into the proper place in the following table (the first one is done for you). Notice, once again, that the element *r^c* is written before the other elements of the name (similarly with *wsrt* in *s-n-wsrt*), although it is not read first:

Schetepibre Amenemhet (I)	<i>sh^tp-ib-^{r^c}</i> <i>imn-m-^hst</i>		
..... Senwosret (I) <i>s-n-wsrt</i>		
..... Amenemhet (II) <i>imn-m-^hst</i>		

..... Senwosret (II) <i>s-n-wsrt</i>		
..... Senwosret (III) <i>s-n-wsrt</i>		
..... Amenemhet (III) <i>imn-m-^hst</i>		
..... Amenemhet (IV) <i>imn-m-^hst</i>		
..... Nefrusobek <i>nfrw-sbk</i>		

List of first-cartouche names (in jumbled order):

<i>ḫ^r-k³w-^{r^c}</i> Khakaure	<i>ḫ^c-ḫ^pr-^{r^c}</i> Khakheperre	<i>ḫ^pr-k³-^{r^c}</i> Kheperkare	<i>m³c-ḫ^rw-^{r^c}</i> Maakherure
<i>n-m³t-^{r^c}</i> Nimaatre	<i>nbw-k³w-^{r^c}</i> Nubkaure	<i>sh^tp-ib-^{r^c}</i> Schetepibre	<i>sbk-k³-^{r^c}</i> Sobekkare

SIGNS

	<i>ib</i>	<i>ib</i> heart		<i>imn</i>	<i>amun/amen-</i> (the god) Amun
	<i>wsrt</i>	<i>wosret</i> the powerful one		<i>m</i>	<i>em</i> in
	<i>m³c</i>	<i>maa</i> true		<i>m³t</i>	<i>maat</i> (the goddess) Maat (truth)
	<i>n</i>	<i>en</i> or <i>ni</i> of		<i>nbw</i>	<i>nub</i> gold
	<i>nfrw</i>	<i>nefru</i> beauty		<i>hst</i>	<i>het/hat</i> (fore)front
	<i>ḫ^r</i>	<i>kha</i> appear(ance)		<i>hpr</i>	<i>kheper</i> being/form
	<i>ḫ^rw</i>	<i>kheru</i> voice		<i>s</i>	<i>s(e)</i> man
	<i>sbk</i>	<i>sebek/sobek</i> (the god) Sobek		<i>sh^tp</i>	<i>shetep</i> make satisfied
	<i>k³</i>	<i>ka</i> the ka-spirit		<i>k³w</i>	<i>kau</i> the ka-spirits

All the first cartouche names contain the following element:

☉ *rʿ* *ra* or *re*
(the god) Re (or Ra)

Many of these elements have proper meaning as words on their own, which we indicate here. However, there is no need to try and translate the names.

2.8 Study exercise: New Kingdom kings

Transliterate both the cartouche names for each of the following New Kingdom kings, using the aids provided. A complicating factor is that, during the New Kingdom, it is not at all uncommon to find epithets included within royal cartouches. Some of the names below contain such epithets (for example that of the ruling queen Hatshepsut, which regularly includes the epithet *hnmt-imn* – ‘joined with (the god) Amun’). If the epithet contains the name of a god, this divine element may be written at the front of the cartouche, even if it is not read first. Follow the lead given in the Anglicised versions of the names below:









Nebpehtyre Ahmose		
Djeserkare Amenhotep (I)		
Aakheperkare Thutmose (I)		
Aakheperenre Thutmose (II)		
Maatkare Hatshepsut-khenmetamun		
Menkheperre Thutmose (III)		
Aakheperure Amenhotep hekaiunu (II)		
Menkheperure Thutmose (IV)		
Nebmaatire Amenhotep hekawaset (III)		
Neferkheprure-waenre Akhenaten		
Nebkheperure Tutankhamen-hekaiunushema		
Djeserkheperure-setepenre Horemheb-meryamun		

Menpehtyre Ramesse (I)		
Menmaatire Sety-meryenptah (I)		
Usermaatire-setepenre Ramesse-meryamun (II)		
Usermaatire-meryamun Ramesse-hekaiunu (III)		



VOCABULARY

	<i>sh</i>	<i>akh</i> spirit		<i>ich</i>	<i>(i)ah</i> moon-god
	<i>iwntw</i>	<i>iunu</i> Heliopolis		<i>imn</i>	<i>amun/amen-</i> (the god) Amun
	<i>itn</i>	<i>aten</i> Aten (solar disc)		<i>ʿ3</i>	<i>aa</i> great
	<i>ʿnh</i>	<i>ankh</i> life/living		<i>wʿ</i>	<i>wa</i> the (sole) one
	<i>wst</i>	<i>waset</i> Thebes (place-name)		<i>wsr</i>	<i>weser/user</i> powerful
	<i>pht</i> for <i>phty</i>	<i>pehty</i> strength		<i>pth</i>	<i>ptah</i> (the god) Ptah
	<i>m</i>	<i>em</i> in		<i>msʿt</i>	<i>maat</i> Maat (truth)
	<i>mn</i>	<i>men</i> established		<i>mry</i>	<i>mery</i> beloved
	<i>ms</i>	<i>mose</i> bear, form		<i>n</i>	<i>en</i> of
	<i>nb</i>	<i>neb</i> lord		<i>nfr</i>	<i>nefer</i> perfect
	<i>rʿ</i> or	<i>re/ra</i> (the god) Re		<i>hst</i>	<i>hat</i> front, first
	<i>hb</i>	<i>heb</i> festival		<i>hr</i>	<i>hor</i> (the god) Horus
	<i>hks</i>	<i>heka</i> ruler		<i>htp</i>	<i>hetep/hotep</i> satisfied
	<i>hpr</i>	<i>kheper</i> being/form		<i>hprw</i>	<i>kheperu</i> beings/forms
	<i>hnmt</i>	<i>khenmet</i> joined (with)		<i>sw,</i> <i>s(w)</i>	<i>su, se</i> him



VOCABULARY (CONTINUED)



	<i>sty</i>	<i>Sety</i> Sety, i.e. man of (the god) Seth		<i>stp</i>	<i>setep</i> chosen
	<i>špswt</i>	<i>shepsut</i> distinguished women		<i>šm^c</i>	<i>shema</i> southern
	<i>k3</i>	<i>ka</i> the ka-spirit		<i>twt</i>	<i>tut</i> image
	<i>dhwty</i>	<i>Thut-</i> (the god) Thoht		<i>dsr</i>	<i>djeser</i> sacred/holy

2.9 Study exercise: BM EA 117 (the Abydos king-list of Ramesses II)

The 'king-list' of Ramesses II shown on p. 31 originally came from his temple at Abydos. Modelled on a similar list in his father Seti I's mortuary temple nearby, the list forms part of an elaborate offering formula (*ḥtp-di-nsw*; see Chapter 3) for the cult of previous kings. Originally, there were 78 cartouches in the upper registers (the 76 found in the Seti I list plus the two cartouche names of Ramesses II). This number probably reflects cultic tradition, the space available on the wall, and possibly the 76 forms of the sun-god enumerated in the religious text known as the Litany of Re. The kings are identified by praenomen beneath which are determinatives of seated kings alternately wearing the white  and red  crowns. The names of Ramesses II (alternating between nomen and praenomen) are repeated in the bottom register and show a range of variant writings for the nomen. Reconstructing the top line from the Seti I king-list, the overall format is as follows:

[An offering which the king gives before Ptah-Sokar-Osiris ... a thousand bread and beer, etc.] to king X as a gift of Ramesses II:

 *n nsw* for the king
 *m dd* as a gift of (literally, in the giving of)

The word *nsw* is written using  which is also a variant for  common in the New Kingdom (compare the more usual spelling of *nsw* in §23).

The king-list shows some interesting gaps between the Middle and New Kingdom (between the fourth and fifth cartouches of the second surviving register) and within the 18th dynasty. Use the royal names listed in the previous Exercises and the chart of royal dynasties on p. 22 to identify the missing kings and dynasties for yourself.



BM EA 117 (The Abydos king-list of Ramesses II)
(carved and painted limestone; h. 135cm)

Chapter 3

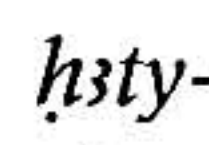
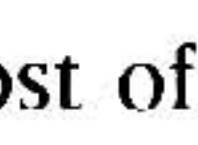

Special writings

In this chapter we introduce you to a number of special writings: abbreviations, changes in the order of signs and defective writings. Since all of these are rather common, particularly in the rendering of titles and epithets, a knowledge of them is essential for successful monument reading in a museum. You are also introduced to the offering formula, probably the most common form of hieroglyphic inscription to be found on funerary monuments surviving from ancient Egypt. This chapter should also serve as a convenient reference resource to which you can return when studying various monuments later on in the book.

§20 Abbreviations

Abbreviated writings are common in the writing of titles and epithets:

 *hsty-c* governor, mayor  *hry-hbt* lector priest

hsty-c (literally, 'foremost of position') is written with the ideogram  *hst* (front part of lion) over  *c* (arm); *hry-hbt* (literally, 'the carrier of the book of ritual') is written with abbreviated writings of both *hry* and *hbt* (without sound complements or determinatives). There is also graphic transposition, with the two tall signs placed either side of  *hr(y)* (see §21 below). Clearly such writings cannot be read sign by sign with any ease. Even after more than a century and a half of study, the exact reading of some words remains contentious among Egyptologists! Hence we strongly recommend that you follow our general advice of concentrating on whole words rather than getting bogged down in the study of individual signs.

As we have already seen, abbreviated writings of the epithet usually bestowed on the blessed dead are common:


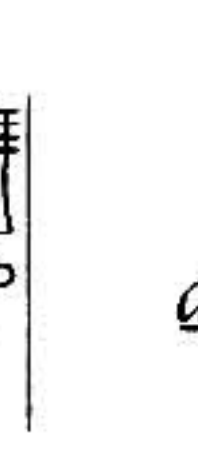


 *ms-c-hrw* written in full as:     true of voice, justified

§21 Change of order: spacing



The second feature is the switching of the order of signs to enable them to fit into the available space in a more satisfactory manner (termed more formally *graphic transposition*):



  instead of   *ddw* Djedu

Graphic transposition also occurs in vertical columns:

  *ddw* Djedu, instead of  







Sometimes graphic transposition is a regular feature of the writing of a word:

  *m33* see, look at

This is regularly written with the determinative  placed under the 2-consonant sign  *m3*.

§22 Change of order: prestige

For reasons of prestige, names for gods and kings and related words sometimes precede closely connected words, although they are actually read afterwards (this is termed more formally *honorific transposition*). Honorific transposition is particularly common in epithets and titles:

  *rh nsw* king's advisor, royal intimate  *hm-ntr* servant of the god, priest
  *mry imn* beloved of Amun  *mi r^c* like Re

(Notice that abbreviated writings are also common.)

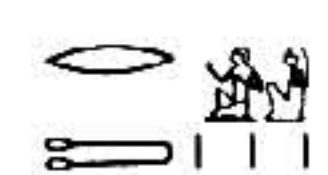

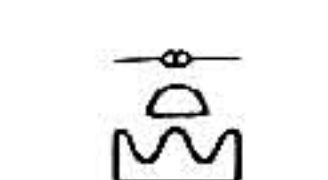

You have already encountered this phenomenon in the writing of royal names in Exercises 2.7 and 2.8. A rather dramatic illustration of this point is the following writing of the nomen of Ramesses II (Ramesse-meryamun, 'Ramesses beloved of Amun'):



Here the two divine elements (Ra of the name Ramesses and Amun of the epithet 'beloved of Amun') have been written as seated gods and placed at the top of the cartouche facing each other, creating a vertical division. The low flat sign of *mr(y)* ('beloved') has been placed in the middle of the cartouche, creating a horizontal division. The vertical division is mirrored in the bottom half of the cartouche (giving the *ms-sw* or 'messe' part of Ramesses) where the three-pronged *ms*-sign stands in the centre between two tall thin signs (the *sw* and the *s*) both of which bend away at the top from the central *ms*-sign.

§23 Defective or strange writings

A few common words are written without the full set of sound-signs, probably for reasons of grouping; *nsw* 'king' is written in an unusual manner:

 <i>r(m)t</i> people	 <i>h(n)kt</i> beer
 <i>s(my)t</i> desert	 <i>nsw</i> king

§24 Titles

Office-holding played a central role in the élite culture of ancient Egypt, locating the individual within society, most notably in relation to the king (see also pp. 101-104). Titles come in two forms: official or administrative titles and conventional titles connected with status and authority. Abbreviated writings are common to both.

a. Conventional titles of status and authority

The two most common conventional titles are:



 <i>htmty bity</i> seal-bearer of the king	 <i>smr wꜣt(y)</i> sole companion
--	---

(The reading of *htmty-bity* is unsure: other possibilities are *htmw-bity* and *sdꜣwty-bity*; for *bity* 'king', see p. 102.) These two titles often occur together.



b. Titles of office


Titles of office can be divided into secular and religious titles:


Secular titles

 <i>hꜣty-r</i> governor, mayor	 <i>m-r ḥnwty</i> overseer of the chamber
---	--

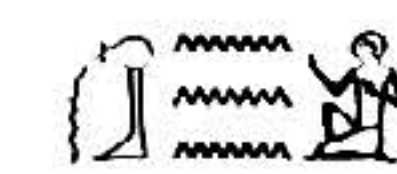

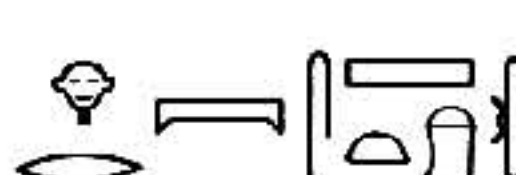

A number of titles are composed with the element  *m-r* (fully *imy-r*) 'overseer':

 <i>m-r pr</i> steward, overseer of the estate	 <i>m-r mšꜣ</i> overseer of the army
---	---

m-r probably means literally 'the one in whom is the word' (i.e. the one who has the authority to issue orders). On the basis of a graphic pun around *r* (which means both 'mouth' and 'word'), it is occasionally written with  B44 tongue (the tongue being 'the one in the mouth'):

 <i>m-r pr</i> steward



Religious titles


 <i>wꜣb</i> priest (literally, pure one)	 <i>hm-ntr</i> priest (literally, servant of the god)
 <i>hry-sšꜣ</i> master of secrets	 <i>hry-hbt</i> lector priest

It is not at all uncommon for titles to be written without determinatives.


§25 Epithets

Egyptian texts abound with epithets of gods, kings and officials. Here are a couple of related epithets particularly common on stelae:

 <i>imꜣhy</i> or <i>imꜣhw</i> venerable one, revered one, honourable one
 <i>nb imꜣh</i> possessor of veneration/reverence

and other variants based on the fuller writings such as:  'reverence', 'veneration'.

These epithets are primarily applied to the blessed dead. After a life of official duty and ethical behaviour, the blessed dead were revered by the living (who perpetuate their memory on earth, particularly through offerings) and honoured before the gods (with whom they exist beyond death as transfigured spirits). The latter is often expressed in the following way:

 <i>imꜣhy ḥr ʿsr</i> the revered one before Osiris

§26 The offering formula

Formulae comprise relatively fixed combinations of words and so can be read without a detailed understanding of their internal grammar. The most common example, the offering formula, is a ubiquitous feature of the hieroglyphic monuments found in museums throughout the world. By working through, and becoming familiar with, the elements of the formula discussed below, you will gain access to a vast number of hieroglyphic inscriptions.

The offering formula merges two related functions: official and personal. In official terms, the status of the deceased as one of the blessed dead was linked to the successful performance of official functions in royal service and ethical behaviour in life. This success was instrumental in qualifying the deceased for access to the means of commemoration in terms of memorial inscriptions and funerary monuments. One purpose of the offering formula was to allow the deceased to partake of the offerings presented to the deities in the major cult temples in the name of the king, particularly on festival occasions. This reversion of offerings displays the importance of official life,

particularly in terms of the person of the king, in the relationship between the living and the dead.

The second, personal, function relates more to the private family-based aspects of the funerary cult of the deceased. The private offerings to the dead could be either physical (the offering of food, drink and goods) or verbal (through the utterance of the offering formula); furthermore, these offerings could be perpetuated in pictorial and verbal form (through art and writing). In this way, the offerings made at the burial could be perpetuated by family members (particularly the son and heir), or by people visiting the tomb or passing by the stela.

First of all, here is an example of the offering formula, which you may wish to refer back to as you read over the discussion below:

The offering formula from BM EA 558:

	<i>htp-di-nsw 3sir nb ddw ntr 3 nb 3bdw</i>
	<i>di=f prt-hrw t hnkt k3 3pd šs mnht</i>
	<i>ht nb(t) nfr(t) w3b(t) 3nht ntr im</i>
	<i>n k3 n im3h(y) ky</i>

An offering which the king gives (to) Osiris, lord of Djedu, great god, lord of Abydos, so that he may give a voice offering (in) bread, beer, ox, fowl, alabaster, linen, everything good and pure on which a god lives for the ka of the revered one Key

The most common form of the offering formula is composed of three parts, which can be divided according to the characteristic Egyptian expression found in each:

- htp-di-nsw* an offering which the king gives
- prt-hrw* a voice offering
- n k3 n* for the ka of

We shall take you through each of these parts in turn, assembling here the material you need to be able to read the standard Osiris offering formula. If you return to this section when reading stelae such as BM EA 587 on p. 46 at the end of this chapter, you should find all the help you need. As you study the various stelae in this book, you will no doubt gain more and more familiarity with the various parts of the offering formula.

a. The offering to the god(s)

htp-di-nsw an offering which the king gives

The conventional grouping of this expression uses the following elements:

	from		<i>nsw</i> king
	from		<i>htp</i> offering
	from		<i>di</i> give

(For the writing of the verb 'give', see Exercise 3.5.)

The expression *htp-di-nsw* is often used to refer generally to the offering formula and its associated offering rites (and might less literally be translated as 'the offering rite'). The actual rendering of this stereotypical phrase is notoriously obscure and still exercises the minds of scholars. Whatever its original form, it is clear that by the Middle Kingdom the phrase had come to be treated as a fixed, compound expression. Here we have adopted a standard rendering which we encourage you to follow, rather than trying to work out its meaning from the individual signs.

The name, title and epithets of the god(s)

The name of the god then follows. The god most commonly named in the offering formula (as in the example above) is Osiris and we shall concentrate on him in this chapter. For the other common divine recipient of the offering formula, Anubis, see BM EA 1783 in Chapter 5, and for an example with a number of gods, see BM EA 584 in Chapter 8. The standard names and titles of Osiris are introduced separately in the notes on funerary deities at the end of this chapter.

b. The offerings are passed on to the deceased

The voice offering


This section of the offering formula centres around the following expression:

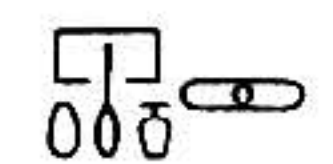
prt-hrw a voice offering

The standard writing of *prt-hrw* contains the following elements:

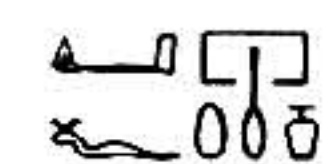
	from		<i>prt</i> a going forth
	from		<i>hrw</i> voice
	from		<i>t</i> bread
	from		<i>hnkt</i> beer

The term *prt-hrw* is regularly written with the bread and beer signs, even when the voice offering itself is intended without any reference to the bread and beer. They are depicted whether bread and beer are mentioned separately in the subsequent inventory of offerings or not (in which case they may have been thought of as being included within the writing of *prt-hrw*).

By the Middle Kingdom *prt-hrw* had become a fixed expression used as a cover term for the offerings themselves (and might be loosely translated as 'the ritual offerings'). As a fixed expression, *prt-hrw* can even be written with a determinative for the whole phrase, such as  'loaf for offering':

 *prt-hrw* a voice offering

The second part of the offering formula either starts off with *prt-hrw* immediately or marks the passing over of the offerings from the god by the use of:

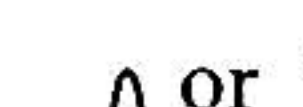

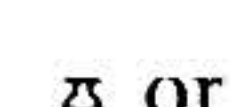
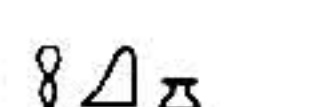
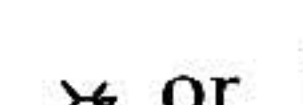

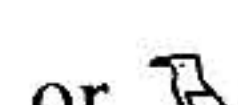
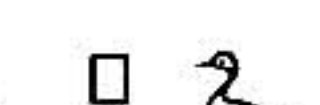
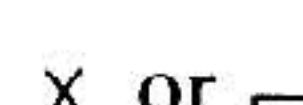
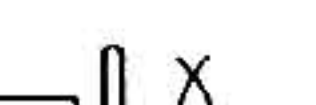
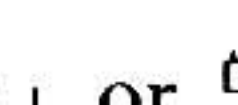

 *di=f prt-hrw* so that he may give a voice offering

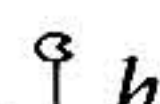

di=f is again a form of the verb *rdi* 'to give' (see Exercise 3.5). Once again, at this stage we advise you to follow our suggested translation (see Chapter 8 for an explanation).

prt-hrw alone is typical of 11th-dynasty stela. *di=f prt-hrw* is more typical from the mid-12th dynasty onwards (*prt-hrw* alone being rare by then). During the early part of the 12th dynasty a mixture of both usages is found.


The inventory of offerings:

The offerings are usually enumerated via a standard list of items, usually written with abbreviated writings (given here alongside fuller writings):

 or 	<i>t</i> bread	 or 	<i>hnkt</i> beer
 or 	<i>k3</i> ox	 or 	<i>spd</i> fowl
 or 	<i>šs</i> alabaster	 or 	<i>mnht</i> linen

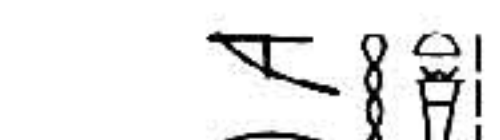
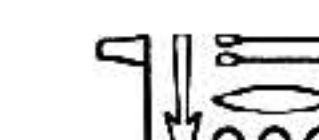
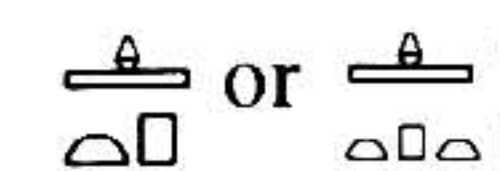

Often the offerings are numbered with  *h3* 'thousand' or  'a thousand of/in'.

The voice offering from the stela of Tjeti:

BM EA 614,
Column 1: 
A voice offering (of) a thousand bread and beer, a thousand ox and fowl, a thousand alabaster and linen


(*prt-hrw* is here written with bread and beer signs but simply read *prt-hrw*; contrast with BM EA 558 on p. 36.)

Other offerings sometimes occur (particularly in later 12th- and 13th-dynasty stela) and are usually more fully written out:


	<i>mrht</i> oil, unguent		<i>sntr</i> incense
	<i>htp</i> or <i>htpt</i> offerings		<i>df(3w)</i> provisions

The inventory is wrapped up:

As well as listing a standard set of offerings, the offering formula also usually includes a more generic and all-embracing phrase:

 *ht nb(t) nfr(t) wcb(t)* everything good and pure


You have already studied this expression in Exercise 2.4. It is often qualified by the following fixed expression:

 *cnht ntr im* on which a god lives

Since this is a fixed expression, you should read and translate it as a whole for now, without worrying about its internal grammar (which will be explained in Chapter 7).

c. The recipient of the offering

The deceased recipient of the offering is introduced by one or both of the following phrases:

 *n k3 n* for the ka of  *imsh(w)* the revered one

In the 11th dynasty and into the early 12th dynasty (after which it dies out), we usually find *imsh(w)* on its own. The combined usage *n k3 n imsh(w)* begins in the early 12th dynasty and reaches its peak in the mid-12th dynasty. The use of *n k3 n* on its own is rare in the early 12th dynasty, but becomes the most common form from the later 12th dynasty onwards.

Once you have reached this point, then you will find the name of the deceased, usually with a title, and ending with the common epithet:

 *m3c-hrw* the justified

§27 The genitive

The genitive 'of' (as in 'the king of Egypt') occurs in two forms:

a. Direct genitive

The two nouns are put together without any linking word. This construction is only common between closely connected words or in fixed expressions:

	<i>m-r pr</i>	overseer of the estate		<i>nb sbdw</i>	lord of Abydos (epithet of Osiris)
	<i>m-r hnwty</i>	overseer of the chamber		<i>nb ddw</i>	lord of Djedu (epithet of Osiris)

It also occurs in certain compound expressions, such as those compounded with *ib* 'heart':

st-ib affection, intimacy (literally, situation of the heart)

st-ib occurs in a rather common epithet:

The stela of Ameny identifies his subordinate, Sahathor, with the epithet:

BM EA 162,
Central column: *bsk=f m3c n st-ib=f*
His true servant of his affection

b. Indirect genitive

The two nouns are linked by forms of the 'genitival adjective' *n*. This behaves like an adjective and agrees with the preceding noun, taking the following forms:

SINGULAR		PLURAL	
MASCULINE	FEMININE	MASCULINE	FEMININE
<i>n</i>	<i>nt</i>	<i>nw</i>	<i>nt</i>

An example occurs in *bsk=f m3c n st-ib=f* above. Another example occurs in the phrase:

n k3 n for the ka of

'of' is written in exactly the same way as the preposition *n* 'to', 'for'. However, in translating into English, one or other of these usually suggests itself (cf. 'for the ka of'). Also there is a tendency for *n* to be used for all numbers and genders, as in *hmt=f n st-ib=f* 'his wife of his affection' in Exercise 4.6.

Excursus: Egyptian funerary deities

Osiris

Osiris (*3sir*) was a central figure in the funerary cults of the ancient Egyptians. As noted in Chapter 2, his name is written in an idiosyncratic manner and cannot easily be broken down sign by sign. Indeed there is still some dis-

pute as to the exact reading – in this book we adopt the more recent suggestion to read *3sir* rather than *w3sir*, not least since this brings out the parallel with the writing of the name of Isis (for which see p. 42):

or *3sir* Osiris
Written with E60-seat above A36-eye for reasons which are still obscure.

The writing of Osiris' name (and the number and nature of his epithets) altered at different periods of Egyptian history, as follows:

3sir Osiris written without determinative (written with determinative in the 11th dynasty) Alternative writing from the late 12th dynasty

As a 'great god' (*ntr 33*), the cult of Osiris was celebrated at many shrines, the most important of which are reflected in his titles 'lord of Djedu' and 'lord of Abydos', the writings of which you studied in Exercise 2.2. In BM EA 587 (see Exercise 3.8 below) they are written as follows:

nb ddw lord of Djedu (written with graphic transposition, see §21)
 ntr 33 great god *nb sbdw* lord of Abydos

These three together represent the classic Middle Kingdom combination of epithets, particularly common in the early 12th dynasty.

The writing of Djedu itself changes over time (as well as sometimes displaying graphic transposition):

11th – mid-12th dynasty or 11th – early 12th dynasty late 12th dynasty onward


The pre-eminence of Osiris is reflected in his other name, Khentyimentu (*hnty-imntw*), 'the one who is foremost of the westerners' (i.e. the dead gathered in the realm of the setting sun); the name evokes his subjects (the dead spirits) arrayed before his throne:

hnty-imntw Khentyimentu


As will become clear from a number of the stelae which you will study in this book, the name Khentyimentu is often included in the offering formula amongst the epithets of Osiris (again typical of the early 12th dynasty).

In mythology, Osiris had been a living king at the beginning of history, but was murdered and dismembered by his ambitious brother, Seth. Osiris' remains were magically restored by Isis (*3st*) – his sister – who was then able to conceive his child, Horus; Horus grew up to defeat Seth and inherit his father's throne in legitimate fashion. Osiris is represented as a deceased king,

mummiform but with royal regalia, and a green or black complexion alluding to the fertility of the Nile floodplain.

 or  *ist* Isis  *hr* Horus

The passion of Osiris is also reflected in the name Wenennefer (*wnn-nfr*), which means ‘the one who continues to be perfect’ and hints at his mysterious *post mortem* potency:

 *wnn-nfr* Wenennefer

Wepwawet and Anubis

Funerary stelae from Abydos and elsewhere often invoke Wepwawet and Anubis alongside Osiris. Represented as a dog or jackal, Wepwawet (*wp-w3wt*) was an ancient god of Abydos and an active participant in the cult of Osiris: the annual passion-play at Abydos began with the procession of Wepwawet ‘to protect his father’, Osiris. More generally, Wepwawet was associated with cemeteries and funerals, as reflected in his title ‘lord of the sacred land’ (*nb ts dsr*), where ‘sacred land’ means the cemetery. Even the name Wepwawet (literally, ‘the one who opens the ways’, see p. 96) recalls the untrodden paths over the desert along which he guided the souls of the newly deceased to the kingdom of Osiris.

The other major funerary deity was Anubis, whose iconography is close to that of Wepwawet; he also appears in canine form and bears the title ‘lord of the sacred land’; his other titles are more obscure. Nevertheless, the funerary gods have distinct roles, apparent in the mythology of the funeral: Anubis embalmed the body of the deceased and conducted the burial ceremonies; Wepwawet led the deceased from this world to the next; and Osiris, king of the dead, represented arrival and rejuvenation in the next life.

Anubis

The name and standard epithets of Anubis:

 *inpw* Anubis  *tp(y) dw=f* upon his mountain
 *im(y)-wt* the one in the *wt*  *nb ts dsr* lord of the sacred land

Wepwawet









Wepwawet shares a major epithet with Anubis:

 *wp-w3wt* Wepwawet  *nb ts dsr* lord of the sacred land

Exercises

3.1 Signs and words









a. 2-consonant and 3-consonant signs


 *sb* or *mr*  *wn*  *bh* or *hw*  *hn*
 *wr*  *wr*  *nw* or *in*  *hnt*

As you will see below, the name of the god Khentyimentu displays the *tw*-bird (B5 long-legged buzzard), a sign which reads *tw* or *tyw* (in this book we shall go for the simpler reading *tw*), but looks similar to the *3*-bird (B3 Egyptian vulture). The *tw*-bird has a more rounded head, but often the two birds are very similar in writing (sometimes we add a tick to the *tw*-bird to distinguish it). Fortunately the *tw*-bird has a very restricted usage:

 or  *tw*  *3*

b. Ideograms


SIGN	EXAMPLE
 E7 feather on standard	 <i>imnt</i> the west
 B49 forepart of lion	 <i>hst</i> front
 E60 seat	 <i>st</i> place, position
 A24 soldier with bow and quiver	 <i>msr</i> army, expedition

Notice that the sign  has appeared in two different words which should not be confused:

 or  *istr* Osiris  *st* place, position


3.2 Words

Transliterate the following words (one uses a sign introduced in an earlier chapter):

 great  Amen (name)

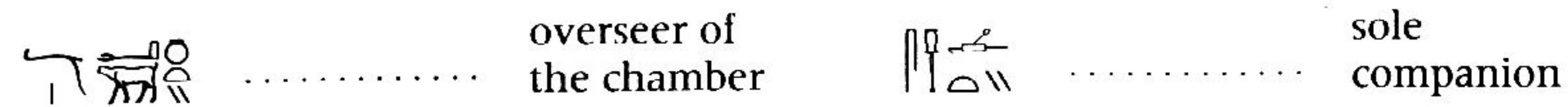
3.3 Gods' names

You have already been introduced to two forms of Osiris: Khentyimentu and Wenennefer. These are written as follows. Transliterate:

 Khentyimentu  Wenennefer

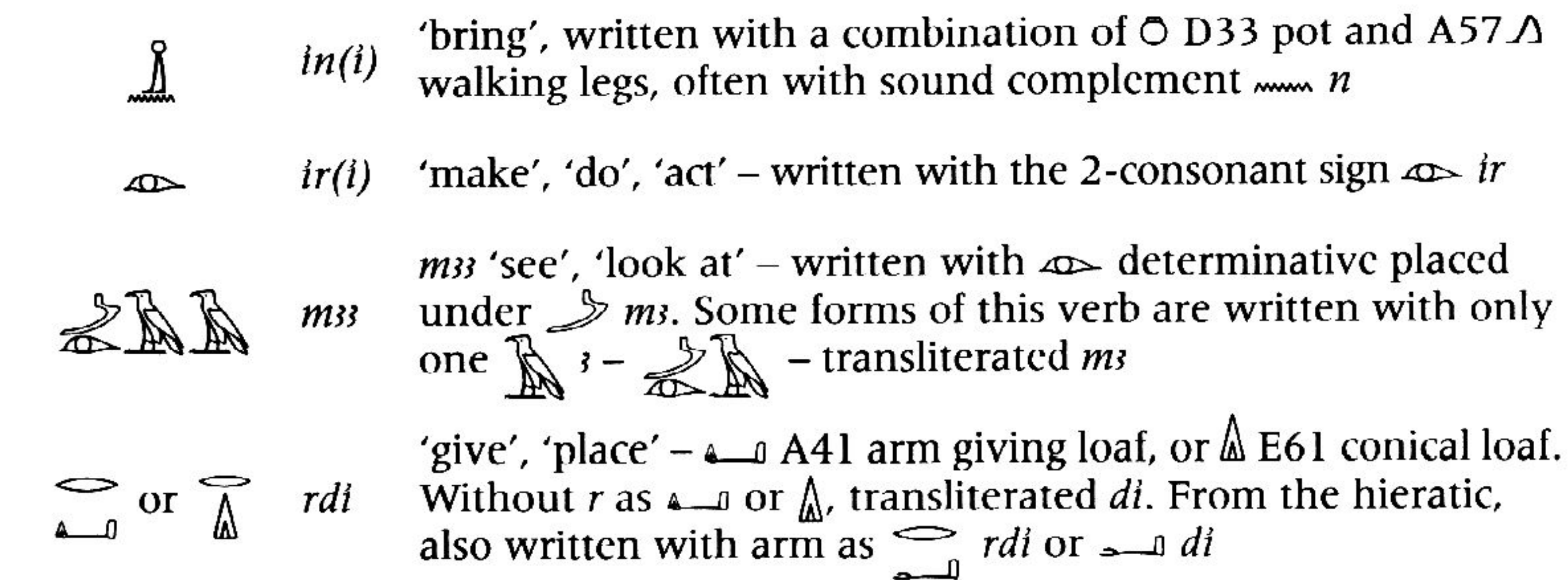
3.4 Titles

In the text, the following two titles were introduced. Here they are written in a slightly different way. Transliterate them, using the sign-tables above:



3.5 Common verbs

Some common verbs are written with otherwise uncommon signs and with some idiosyncracies of their own. It will be useful for you to be familiar with these when reading Chapter 4 (where the presence of (i) in brackets will also be explained):



3.6 The offering formula from BM EA 162



BM EA 162
(carved limestone; w. 75cm)

The offering formula is usually written in a telegram-like style with very abbreviated writings and certain prepositions omitted. The top portion of the stela of Ameny (BM EA 162), however, rather unusually provides us with a more fully written out version of certain sections of the offering formula.

Transliterate and translate, using the template provided in the text (§26 above), and study the individual writings of the various component parts of the formula. You should also make use of the vocabulary introduced in the other exercises above.


VOCABULARY

	<i>ir-n</i>	born of		=f	he, his (pronoun)
	<i>m-r mšc wr</i>	general-in-chief		<i>hr</i>	before, in front of
	<i>kbw</i>	Qebu (name)			

Notes:

- i *ir-n* means 'whom such-and-such a person made' but this is not a satisfactory idiom in English.
- ii *m-r mšc wr* means literally 'great overseer of the army'.
- iii In line 1, the damaged hieroglyphs are part of the standard epithets of Osiris: *hnty-imntw* (with an extra *tw*-bird), *ntr ʿ3*, *nb ʿbdw* (see p. 41).

3.7 Offering table scene


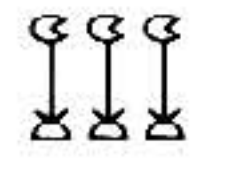


Meir I, pl. 9

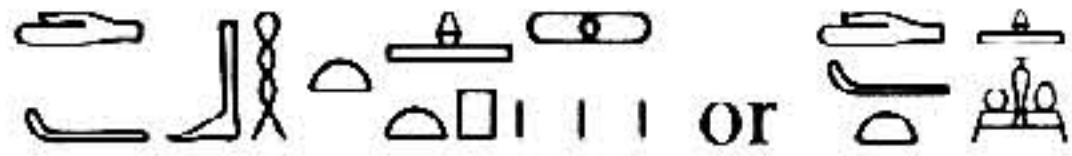
In scenes, the offerings are often shown placed on a table before the deceased. Transliterate and translate the hieroglyphs below the offering

table scene from the tomb of Senbi (consult the section on the offering formula if necessary).

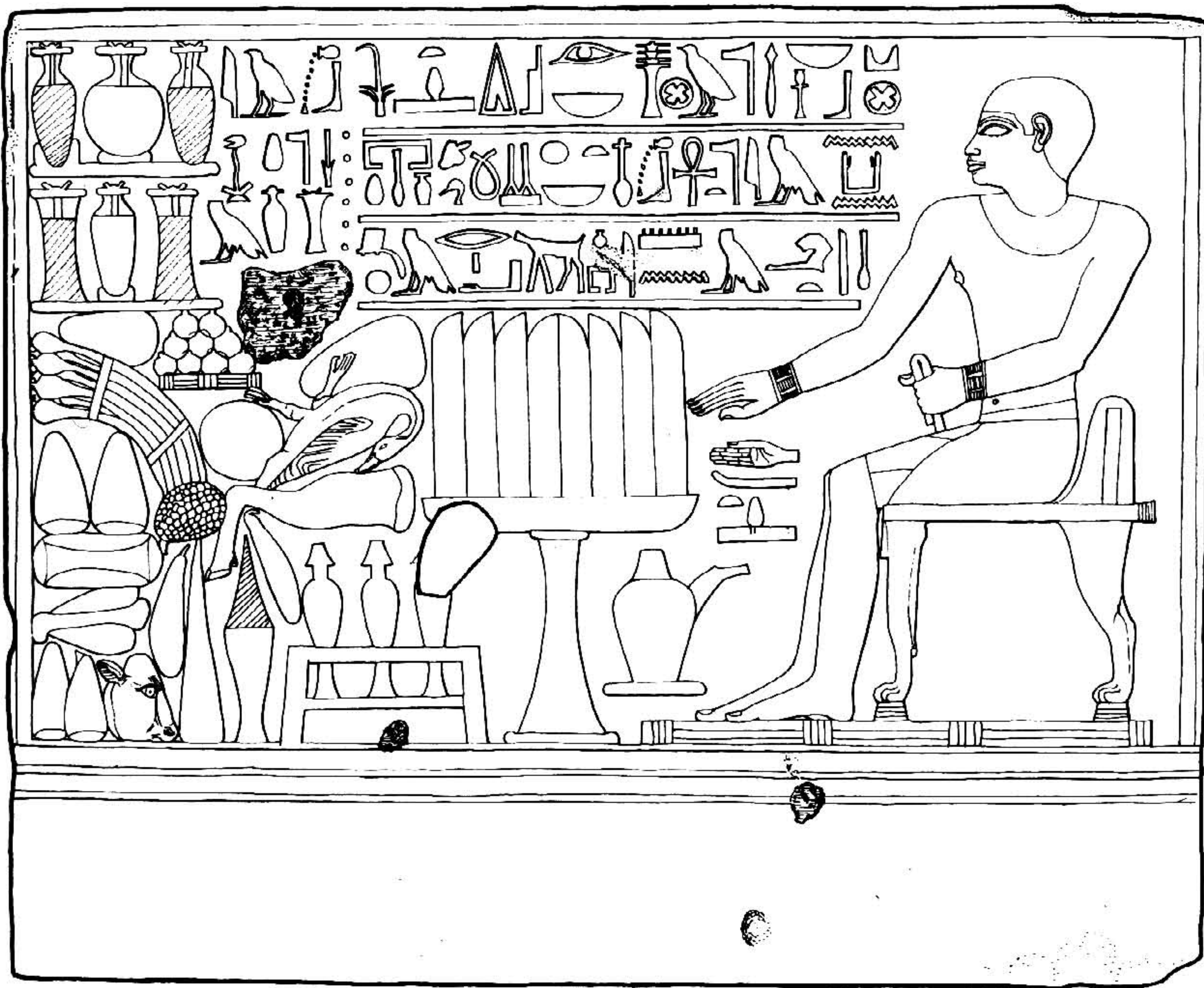
VOCABULARY

 <i>hstj-r</i> governor, mayor	 <i>h3(w)</i> thousands
---	--

The laden offering table constituting the 'funerary meal' for the deceased is referred to as:

 <i>dbht-htp</i> the required offerings
--

3.8 Study exercise: BM EA 587





BM EA 587
(carved and painted limestone; H. 56cm)

It is now time for you to study your first stela – BM EA 587, the funerary monument of the overseer of the chamber Amenemhet. Transliterate and

translate the hieroglyphs written within the registers (and not those accompanying the vases at the top left, written without registers). You should consult the sections on the offering formula in the text (§26) where necessary. You may also find it useful to read through the notes on Osiris given on pp. 40–42.

VOCABULARY

 <i>m-r 'hntw(ry)</i> overseer of the chamber	 <i>imn-m-hst</i> Amenemhet
--	--

(See p. 102 for some remarks on the title *m-r 'hntw(ry)*.)

Notice that the inscription has been carefully laid out: the *htp-dt-nsw* formula takes up the first line; the *prt-hrw* formula the second line and the epithets, name and titles of the stela owner the third line.

3.9 Study exercise: BM EA 585




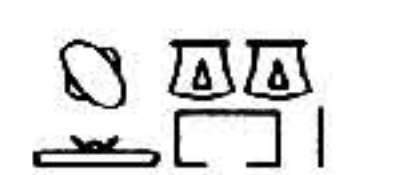
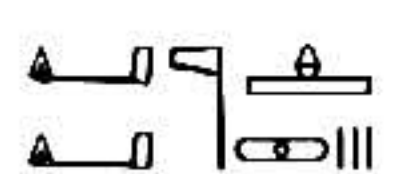

BM EA 585, shown on the next page, has another standard offering formula, this time written from right to left.

a. Translation

Transliterate and translate, using the notes and vocabulary below.

Notice how the names of Sarenenutet and his mother Bameket are written to fit the space available. The scenes and figures are in raised relief and the inscriptions in sunk relief. The element *-mkt* in the mother's name is written in the scene area and in raised relief.

VOCABULARY

 <i>bs-mkt</i> Bameket	 <i>ms-n</i> born of
 <i>ntrw</i> gods	 <i>hsb šnwty</i> counter of the double granaries
 <i>dd htp-ntr</i> offering-giver	 <i>ss-rnnwtt</i> Sarenenutet

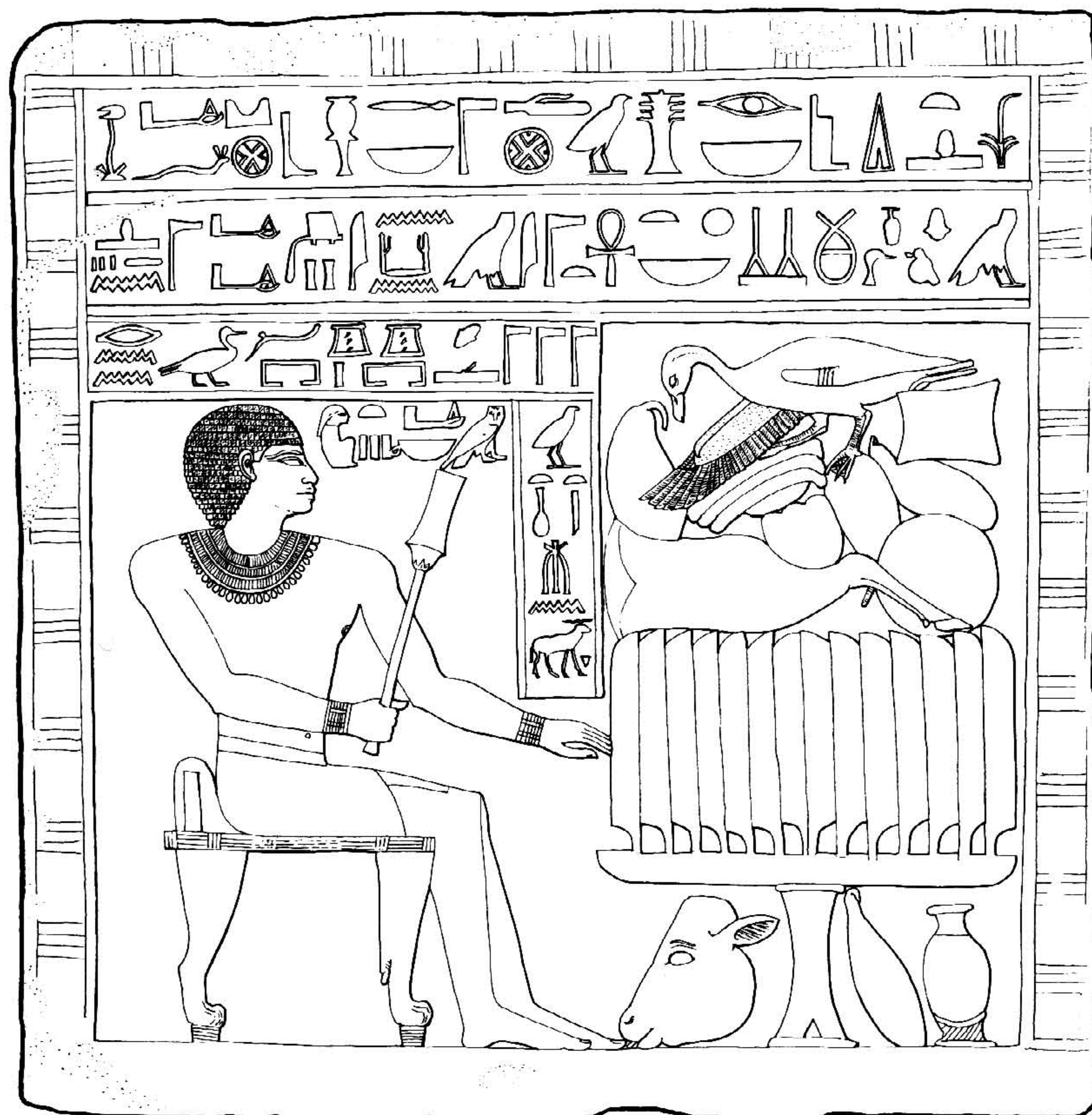
b. Epigraphy

Compare this stela with BM EA 587:

- i Identify the differences in the shape and arrangement of particular hieroglyphs (you may also wish to consider the figures and the offering tables).
- ii Identify the differences in the phraseology of the offering formula.

Chapter 4

Scenes and captions



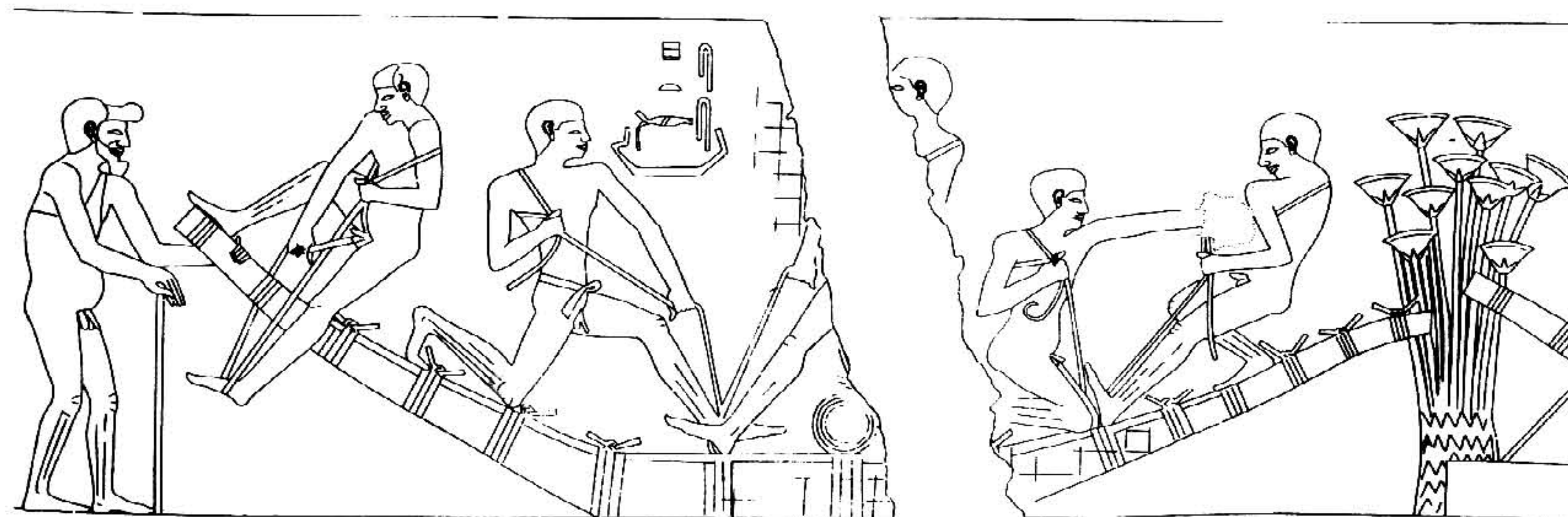
BM EA 585
(carved limestone; H. 52cm)

The first part of this book was dedicated primarily to building up your knowledge of the hieroglyphic signs needed to equip you for the twin goals of reading the names of the kings and the offering formula. In this part of the book we will move on to broaden your knowledge of the ancient Egyptian language and how it works, equipping you to read a wider range of Middle Kingdom stelae in the British Museum and elsewhere, and also supplying you with a firm foundation for moving on to study the wealth of surviving ancient Egyptian writings.

§28 Captions: the infinitive

Verbs typically label actions or events such as 'do', or 'kick', though some verbs label states or conditions such as 'remain'. A major topic to be dealt with in reading hieroglyphs is how to get the right translation of verbs according to whether they refer to actions in the past, present or future. Over the next few chapters we will equip you to bring this degree of accuracy to your translations.

A good place to start is with scenes and captions. Scenes are often accompanied by captions which very conveniently label the action:



spt smh Binding a skiff (Meir II, pl. 4)

(In captions, words are often written without determinatives, since the image itself pictures the meaning.)

In English the *-ing* form of the verb translates rather well here, whereas using the simple English past 'bound a skiff' seems a little incomplete and unsatisfactory. Exactly the same is true in Egyptian. In such captions, Egyptian uses a particular form of the verb which, as you will see in the next chapter, differs markedly from the form for expressing the past. In Egyptian the equivalent of the *-ing* form in this usage is termed the *infinitive* (see §31 below for its forms).

Before we progress further, there is one general comment we would like to make. The terms for the various Egyptian verb-forms are now rather traditional; they are not always very clear in their meaning, nor do they always agree with the use of the same term in describing the grammar of English. So the term 'infinitive' and its meaning is not really important – it will, however, serve as a convenient label by which we can readily refer to the verb-form.

When the actor is mentioned in an Egyptian caption, this is usually introduced by in 'by':

Before the figure of the owner is a lengthy adoration caption, the bare bones of which are:




BM EA 567: *sn ts n hnty-imntw m prt ʿst ... in m-r šn(w) imn-m-ḥst*
Kissing the ground to Khentyimentu in the great procession ... by the overseer of the provisioning areas Amenemhet

For the vocabulary, see the next section and the excursus on titles, p. 103.

§29 Adoration

The owner of a stela often expressed a wish to participate in certain important festivals beyond death, particularly the Osiris Mysteries (for which see pp. 54–56). He either wished to participate in them directly – through seeing (*m33*), adoring (*dw3*), kissing the ground (*sn ts*), or giving praise (*dit isw*) to the god – or through having offerings made to him at such times. For example:

The vertical columns of stela BM EA 580 comprise a hymn to Osiris which begins:



BM EA 580, Lines 1-2: *dit isw n ʿsir sn ts n wp-w3wt*
Giving praise to Osiris, kissing the ground to Wepwawet

§30 Verb classes and the infinitive

So how does this all work? The first and most basic point is that when deciding on the exact translation to be adopted (for example, should we

translate 'kissing' in the example above as opposed to 'kissed' or 'will kiss?'), two points should be borne in mind:

- i what help does the writing of the verb give us? (the question of *form*)
- ii how does the verb fit in the context of the inscription? (the question of *function*)

As you will see, since hieroglyphs only write consonants and not vowels, the hieroglyphic writing alone will not always direct us to the exact form. However, once we take into account how the verb seems to be being used in the inscription, then we can usually get good sense out of it. The first 'tool of the trade' that we need to introduce you to is the topic of verb classes. All the verbs in ancient Egyptian can be gathered into a small number of groups, which, when considered as a whole (or *paradigm*), usually allow us to see each form somewhat more clearly. The following are the standard verb classes with a convenient example for each class:

VERB CLASS	EXAMPLE AND DESCRIPTION
STRONG VERBS	e.g. <i>sdm</i> to hear stem does not usually show any alteration
DOUBLING VERBS	e.g. <i>m33</i> to see stem ends in a double consonant
WEAK VERBS	e.g. <i>mr(i)</i> to love stem ends with a 'weak' consonant, usually <i>-i</i>
EXTRA WEAK VERBS	e.g. <i>rd(i)</i> to give chiefly verbs with two or three weak consonants

Notes

- i With weak verbs, the final *-i* is usually omitted in writing and therefore in transliteration. For practical reasons, however, we will transliterate the extra weak verb 'to give' as *rdi* or *di*.
- ii Extra weak verbs behave like ordinary weak verbs, but sometimes show additional features.

The stem of a strong verb is not usually that helpful since it rarely shows any differences. As you will see below, the infinitive of strong verbs gives us little written clue. Doubling verbs have a root which ends with the same consonant repeated twice. In writing, some forms of these verbs show only one of these consonants (e.g. *m33*) and in other forms show two (e.g. *m333*) and this can help in distinguishing certain forms. Weak and extra weak verbs, whose roots end in a 'weak consonant' (*-i* or *-w*), are the most interesting because they show a wider range of variation in different verb-forms, which can be most useful in spotting a particular form (we shall see that weak verb infinitives are rather more easy to spot than strong verb infinitives).

One important point to note about weak verbs is that the *-i* and *-w* with which their root or dictionary forms end do not usually appear in writing and so need not be transliterated. However, so that you can see readily whether a verb is a weak verb or not, the *-i* or *-w* of weak verbs will be added in brackets (as in the table above) in the vocabularies in this book.

§31 The forms of the infinitive

So let's turn to the infinitive and see how all this works out. The infinitive in Egyptian has the following form:

		INFINITIVE	
STRONG VERBS - no change		<i>sdm</i>	hearing
DOUBLING VERBS - doubling		<i>m33</i>	seeing
WEAK VERBS - end in <i>-t</i>		<i>mrt</i>	loving
EXTRA WEAK VERBS - end in <i>-t</i>		<i>rdit</i> or <i>dit</i>	giving/placing (<i>r</i> optional in both writings, see p. 44)

Here are some examples to illustrate this:

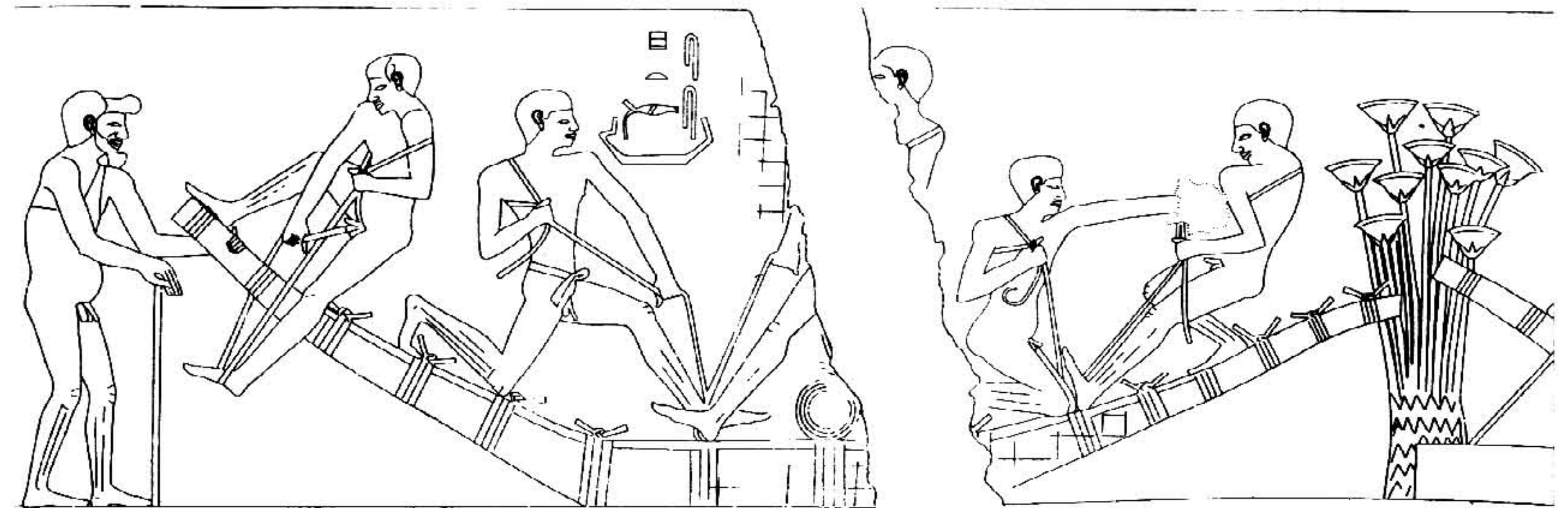
STRONG VERBS	Meir I, pl. 2:		<i>m^c3 r 3pd(w)</i> Throwing at the birds
DOUBLING VERBS	Meir I, pl. 9:		<i>m33 iws3w</i> Seeing the cattle
WEAK VERBS	Meir II, pl. 4:		<i>spt smh</i> Binding a skiff
EXTRA WEAK VERBS	BM EA 580, 1:		<i>dit bw n 3sir</i> Giving praise to Osiris

The most noticeable feature of the table is that the form of the infinitive of weak verbs ends in a *-t*. Consider again the scene and caption with which we introduced this chapter (repeated on p. 53).

If you look at the vocabulary at the end of the book, you will find the following word listed:

sp(i) bind (together)

(§ D11 coil of rope is a common determinative for ropes, cords and actions performed with them.)



spt smh Binding a skiff

Just like English dictionaries, dictionaries and word-lists of ancient Egyptian just give you a standard citation form (the *root*), here *sp(i)* 'bind (together)', and do not tell whether you need 'binding', 'bound' or whatever in your actual translation. All the citation form tells us is that *sp(i)* is a **weak verb**. But if we look at the actual example we find the following form, showing an extra *-t*:

spt binding

and also, of course, it is being used in a caption. Together this information allows us to decide that *spt* is an example of the Egyptian infinitive and can be translated well into English as 'bind-**ing**'.

We advise you at this stage to follow our example here in adhering to a small number of suggested *translation schemes* for the various forms we will introduce you to, since this will help you to get good sense out of the hieroglyphic inscriptions you will read in this book. At first, it is better to refrain from trying to be more imaginative or to 'guestimate' the meaning. So our first translation scheme is for the infinitive (simply substitute the necessary verb for 'do'):

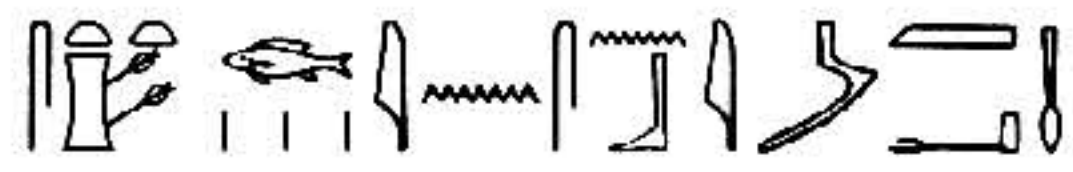
infinitive translation scheme

doing or to do


In the examples in this chapter 'doing' will be the right choice, but on other occasions 'to do' will fit better. If the range of meaning seems a bit loose, compare the English '**To study** hieroglyphs is interesting' with '**Studying** hieroglyphs is interesting' where the English 'to do' and 'doing' forms have a similar usage.

Now, of course, infinitives of strong and doubling verbs do not offer us much help in their writing. But the context and sometimes other parallel examples can help out. As an example, we can consider again the fishing and fowling scene from the tomb of Senbi which you studied in edited form in Chapter 1 and which you can study in its original, complete form as Exercise 4.6. The two edited labels were:

a. Scene of spearing fish:

Meir I, pl. 2: 
stt rm(w) in snbi m3c-hrw
 Spearing fish by Senbi, the justified

b. Scene of throwing the throw-stick at the birds:

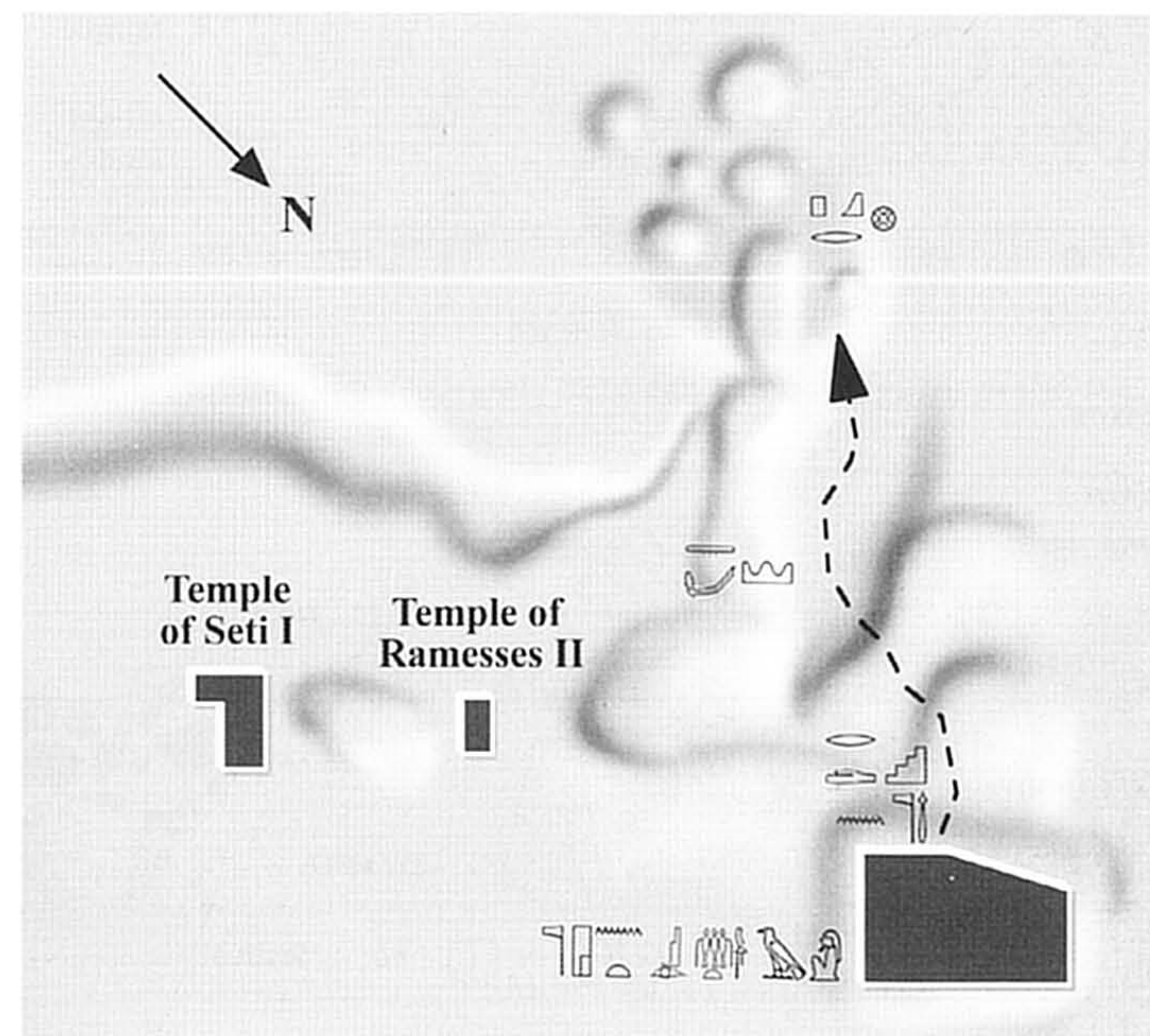
Meir I, pl. 2: 
m3c r 3pd(w) in snbi m3c-hrw
 Throwing at the birds by Senbi, the justified

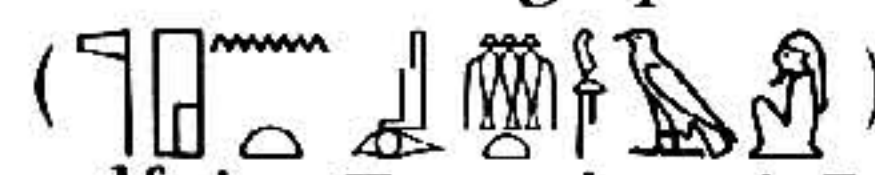
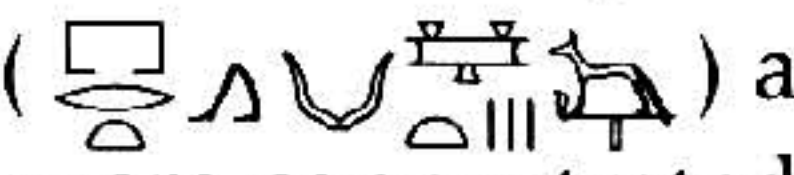
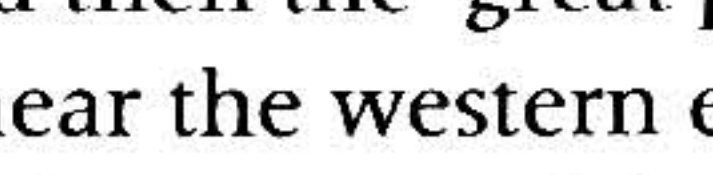
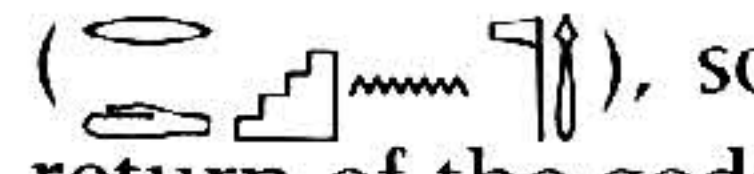
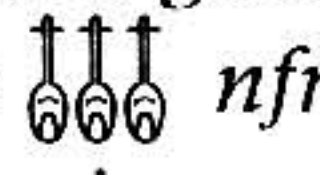
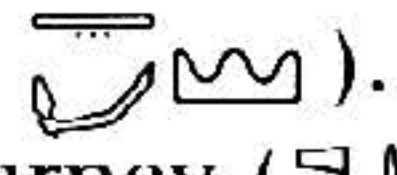

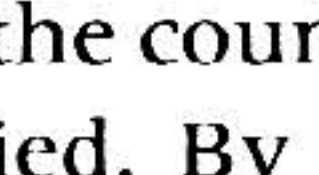
st(t) 'spear' is a weak verb, hence the infinitive *stt* 'spearing'. *m3c*, however, is a strong verb and does not provide a particularly helpful writing. Yet the context of the caption and the parallel with the other caption showing us *stt* 'spearing' urge us to consider the infinitive and the translation 'throwing'. Notice also how using the suggested translation scheme helps us to draw together a decent English translation of the whole: 'throwing at the birds by Senbi the justified', whereas reasonable alternatives such as 'throws at the birds' do not: 'throws at the birds by Senbi the justified' is not particularly good English.

Excursus: The cult of Osiris at Abydos

The heart of the cult of Osiris at Abydos was the annual festival at which his cult-statue was brought, in a ritual boat carried aloft by priests, in procession from his temple to his supposed tomb at Umm el-Qa'ab ('mother of pots'). The festival procession had two fundamental components – a public section during which the divine image passed through the cemetery abutting the temple's western side, and a private section out in the desert where the secret rites concerning the mysteries and passion of Osiris were performed. During the Middle Kingdom at Abydos, members of the élite dedicated stelae, or erected offering chapels as cenotaphs, hoping to ensure their continued participation in the festival after their own death. The cemetery at Abydos was therefore a veritable city of the dead with a wealth of monuments, and, as you will see, Abydene stelae form an important body of the Middle Kingdom monuments studied in this book.

Here we shall concentrate on the route of the festival. In Exercise 6.5, you will study one of the principal surviving ancient sources for the festival procession itself. The exact location and scope of the various Egyptian place names used are still a matter for debate. However, the map below gives a plausible version.



The starting point of the festival procession was the Osiris Temple () housing the statue of the god. As you will see for yourself in Exercise 6.5, there were actually two outward processions – the 'procession of Wepwawet' () and then the 'great procession' of Osiris (). Stelae were concentrated near the western entrance to the temple, in an area of high ground known as the 'terrace of the great god' () so that the deceased could look upon the emergence and return of the gods (hence the references to 'kissing the ground' and 'giving praise' as the images of the gods pass by – the cult images of the gods are often referred to as their  *nfrw* 'splendour'). The procession crossed the terrace before descending into a wadi (the sacred land, ). The god then proceeded out into the desert on the God's boat-journey () to Poker () where the divine mysteries and rites were performed. Abydos had a long history as one of the most sacred sites in the country since it was at Umm el-Qa'ab that the earliest kings were buried. By the 12th

Dynasty, the tomb of the 1st-dynasty king Djer was believed to be that of Osiris himself.

VOCABULARY

	<i>prt</i>	procession		<i>rwd</i>	terrace
	<i>prt ʿst</i>	the great procession		<i>hwt-nṯr</i>	temple
	<i>prt wp-w3wt</i>	the procession of Wepwawet		<i>ts dsr</i>	sacred land
	<i>pkṛ</i>	Poker		<i>d3t nṯr</i>	god's boat-journey

Exercises

4.1 Signs

a. Sound signs:

	<i>in</i>		<i>sn</i>		<i>whm</i>
	<i>hm</i>		<i>m(w)t</i>		<i>dw3</i>

b. Determinatives:

SIGN	EXAMPLE
	<i>hb</i> festival
	<i>is(w)</i> praise, adoration

Both of these determinatives are used widely, for various festivals and for words to do with praise and supplication. Note, however, that when used on their own, they are abbreviated writings of the two specific words given.


4.2 Words

Transliterate the following words:

	sister		wife
	adore, praise		kiss
	brother		repeat

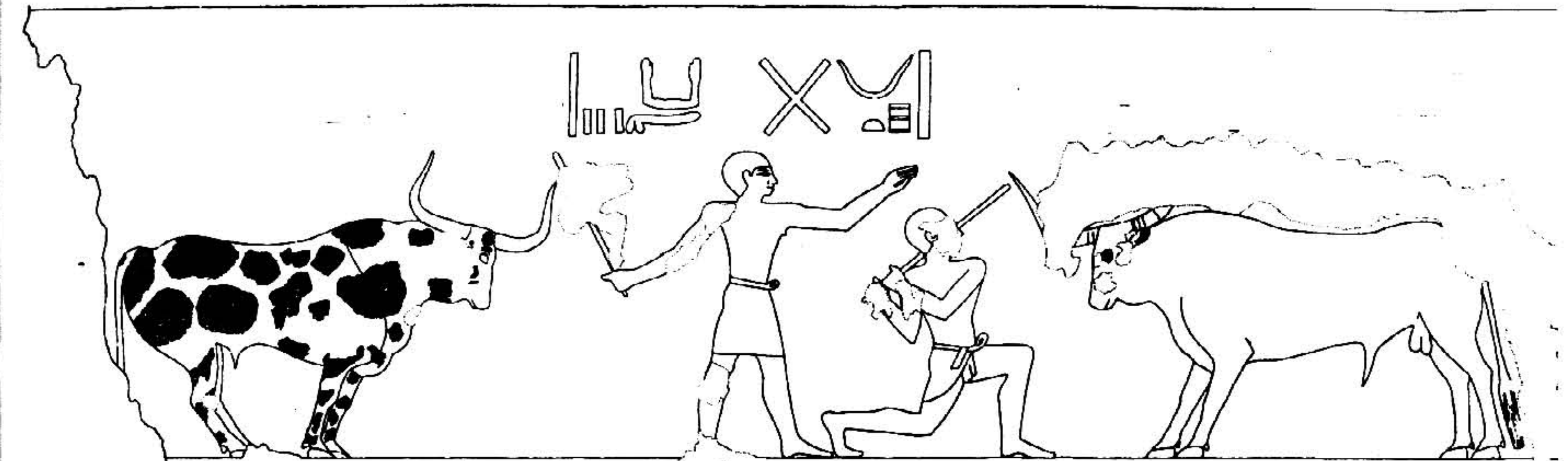
4.3 Translation

Transliterate and translate the two captions on the following page:



Meir II, pl. 4

The bull is also labelled separately between the two figures at the top.



Meir I, pl. 11

VOCABULARY (NORMALISED WRITINGS)

	<i>wp(i)</i>	separate, open		<i>ng3w</i>	long-horned bull
	<i>sph</i>	lassoo		<i>k3</i>	bull

4.4 Translation

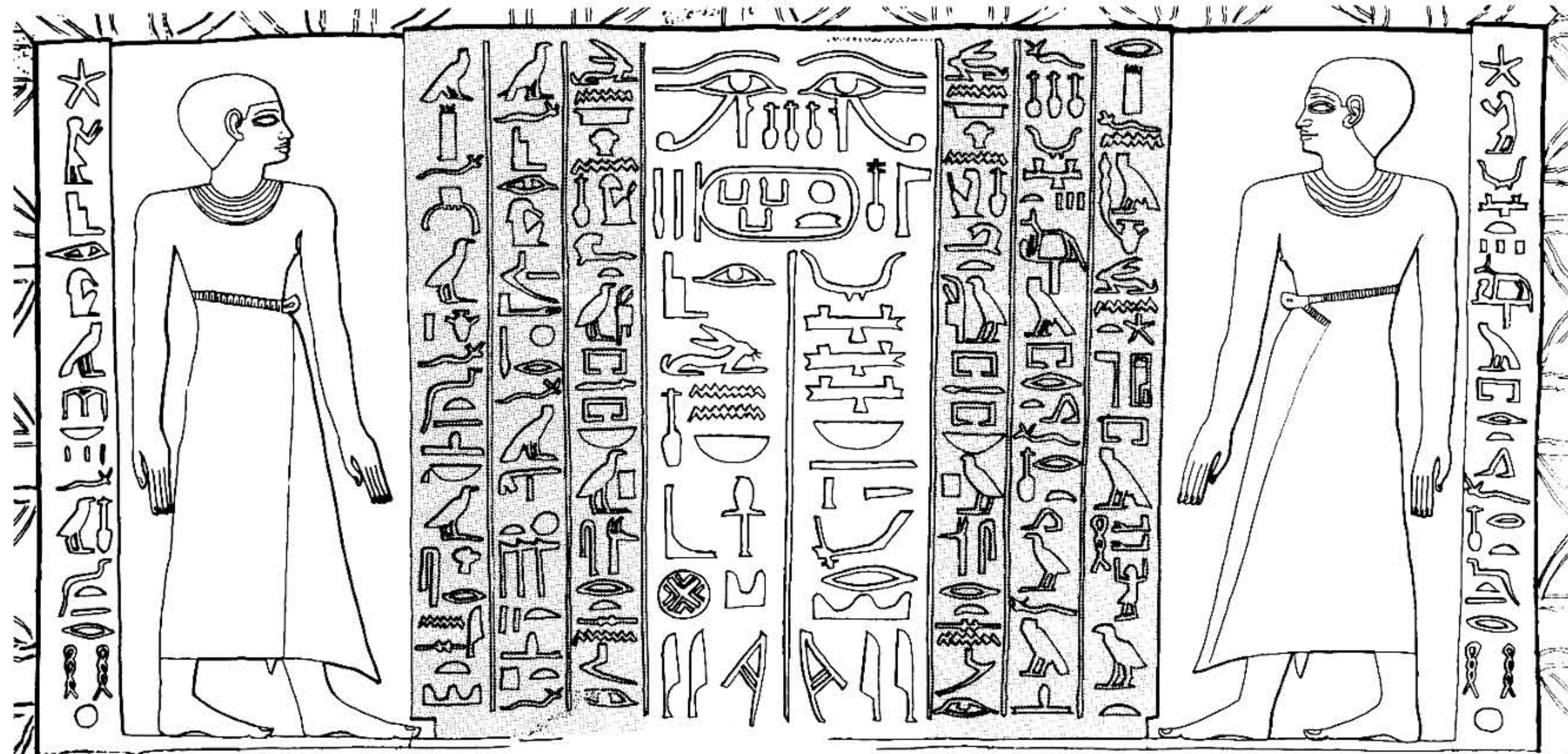
Transliterate and translate the following sections from the top of BM EA 101, the stela of Nebipusenwosret, dating from the reign of Amenemhet III (shown on the next page – ignore the sections in grey). You may wish to read the notes on the cult of Osiris at Abydos on pp. 54–56 for useful background information.

The following notes will help you in translating the central section:

Notes

- i The eye emblem in the centre can be read as a verb 'to see'. It is thought to read *ptr* 'to see, view', rather than *m33*. The form is the infinitive.

ii See §§17–18 on the king's name and epithets (the epithets are divided into two columns mirroring the general division into a section on Osiris on the left and one on Wepwawet on the right). *mry* is used in the epithet 'beloved of the god X'. The name of the god (and his titles) are written first for reasons of prestige (as noted in §22 above).



BM EA 101

(carved and painted limestone; w. 66cm)

The deceased king Senwosret III forms the central focus of the scene. As recorded in the middle section of the stela, Nebipusenwosret had this stela sent to Abydos in the care of the elder lector-priest Ibi who had come, as part of the priesthood of the temple of Abydos, to the residence of the then reigning king Amenemhet III.

VOCABULARY

	<i>prt</i>	procession		<i>ptr</i>	viewing the splendour
	=f	his		<i>m</i>	in, during
	<i>nb(=i)-pw-snwst</i>	Nebipusenwosret		<i>nfr</i>	perfect, wonderful
	<i>nfrw</i>	perfection, beauty, wonder, splendour		<i>hb(w)</i>	festivals
	<i>dw3</i>	adore, praise		<i>dt r nhh</i>	enduringly and repeatedly

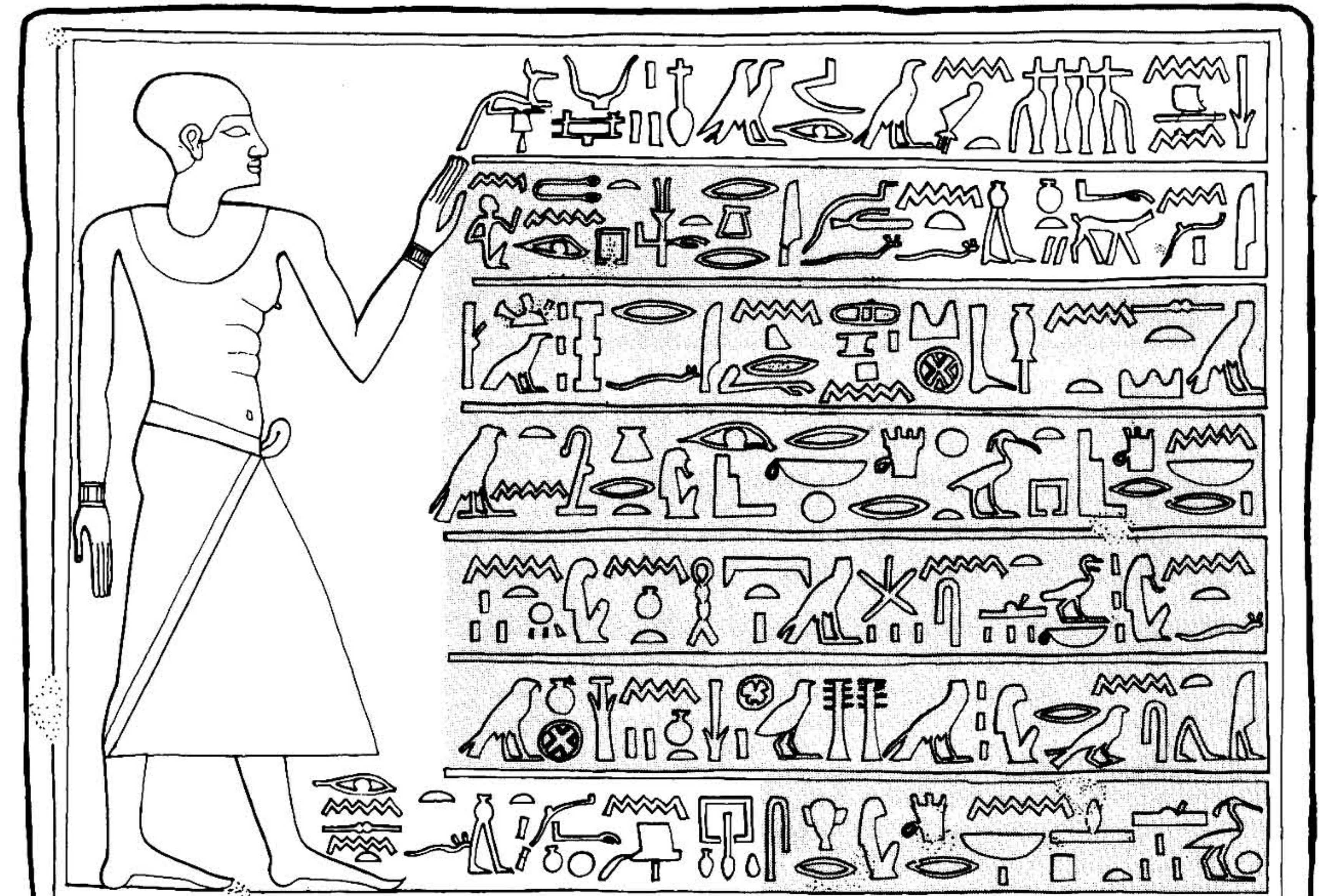
Grammar

As noted in §10, adjectives follow and agree with their nouns. Exercise 4.4 provides examples of feminine and plural agreement (cf. §§8 and 15 above):

	<i>prt=f nfrt</i>	his wonderful procession
	<i>prt t3t</i>	the great procession
	<i>hb(w)=f nfrw</i>	his wonderful festivals

4.5 Translation

Transliterate and translate the following sections on the next page from BM EA 581, one of the three stelae of the overseer of the chamber Intef son of Senet in the British Museum. These stelae are extremely elaborate in their wording, so we will only consider two sections. Ignore the parts in grey.



BM EA 581




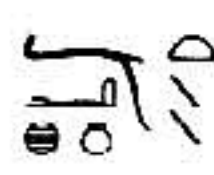
(carved limestone; w. 36cm)

VOCABULARY

	<i>intf</i>	Intef		<i>ir-n</i>	born of
	<i>m33</i>	see, look at		<i>nfrw</i>	splendour, wonder
	<i>sn</i>	kiss		<i>snt</i>	Senet
	<i>t3</i>	land, ground			

Writings








The extracts from BM EA 581 show two variant writings worth noting:

	and		<i>ḥnty- imntw</i>	Khentyimentu	The first sign has two variants, with three or four pots (E38, E39)
	and		<i>m-r ḥnwty</i>	overseer of the chamber	<i>ḥ</i> and <i>ḥ</i> are similar sounds and can occur in variant writings

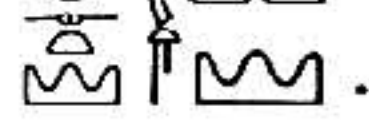

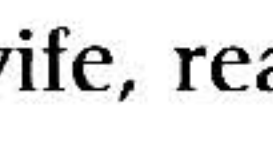

4.6 Study exercise: Fishing and fowling scene from the tomb of Senbi at Meir

You are now in a position to transliterate and translate the original version of the fishing and fowling scene from the tomb of Senbi shown on page 61.

VOCABULARY

	<i>spd(w)</i>	fowl, birds		<i>nb, nbt</i>	lord (masc.) lady (fem.)
	<i>ib</i>	heart		<i>r</i>	at, towards
	<i>imsh</i>	reverence		<i>rm(w)</i>	fish
	<i>imshy</i>	the revered		<i>ḥsty-^r</i>	governor
	<i>imntt</i>	western		<i>ḥmt</i>	wife
	<i>in</i>	by		<i>ḥr</i>	before
	<i>ssir</i>	Osiris		<i>ḥtmty- bity</i>	seal-bearer of the king
	<i>ḥm^{r3}</i>	throw		<i>smyt</i>	desert
	<i>=f</i>	his		<i>smr- w^rt(y)</i>	sole companion
	<i>m^r-ḥrw</i>	justified		<i>snbi</i>	Senbi
	<i>m-r ḥm-nṯr</i>	overseer of priests		<i>st-ib</i>	affection, intimacy
	<i>mrs</i>	Meres		<i>st(i)</i>	spear

Notes

- i Fishing scene: ancient correction at end of line, read: .
- ii Fowling scene: end of first line, read . Above wife, read  *n* 'of' above .

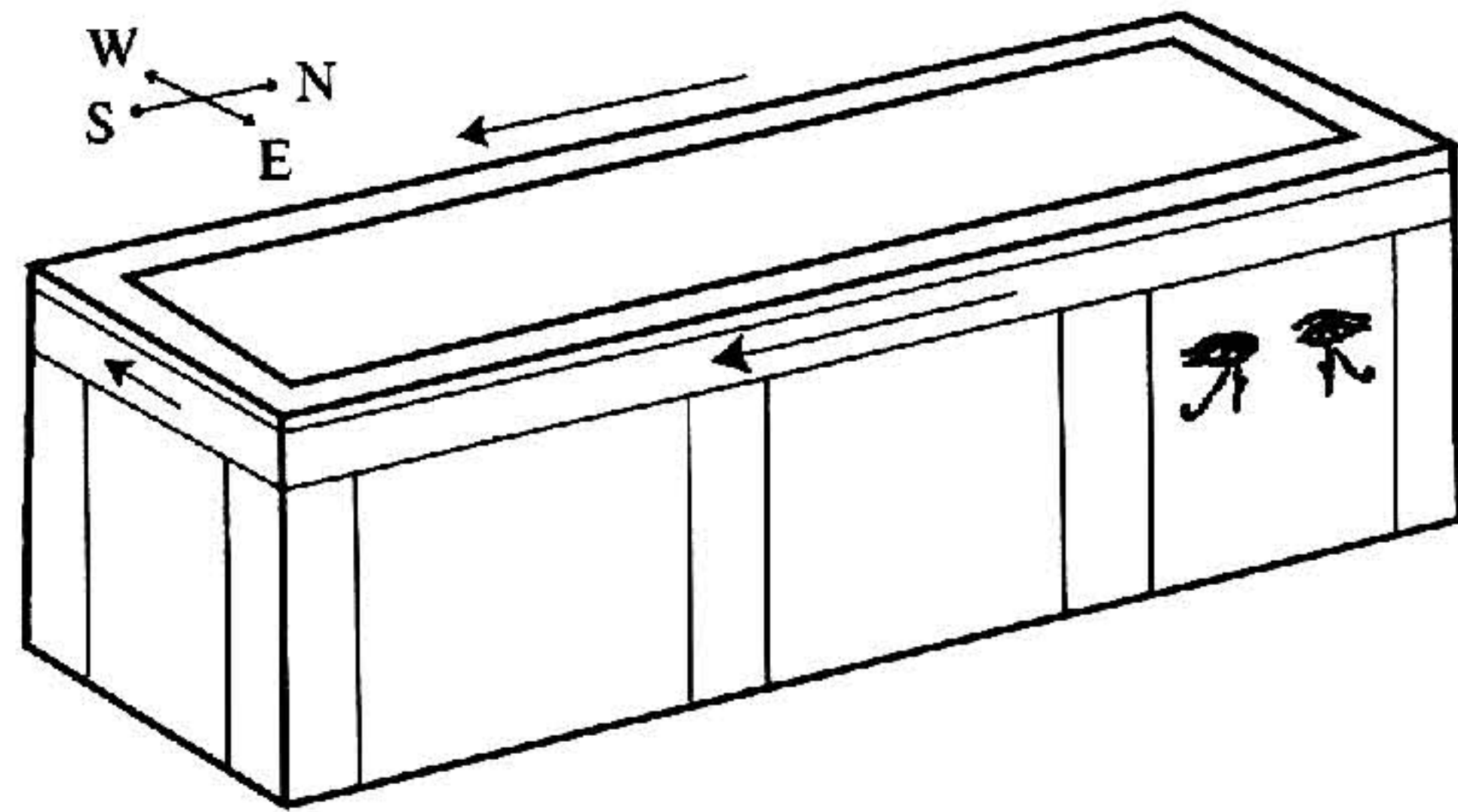


(Meir I, pl. 2)

4.7 Study exercise: The coffin of Nakhtankh (BM EA 35285)

Although in this book we concentrate on stelae in the British Museum, the material that you are working through also puts you in a position to study inscriptions on other kinds of museum objects, particularly where they include the offering formula. In this exercise you will study the inscriptions on the outside of a Middle Kingdom coffin (BM EA 35285, the coffin of Nakhtankh).


We shall concentrate on the two exterior sides of the coffin, omitting the inscriptions on the head and foot ends. The inscriptions are aligned on the coffin as follows:



The body was laid on its left side, facing towards the east, in order to be able to look out through the eyes on the eastern side towards the newly rejuvenated sun at sunrise. Hence the inscriptions run from the head at the northern end towards the feet at the southern end. This represents the typical arrangement of a Middle Kingdom rectangular coffin. On the eastern side (the side with the eyes looking out towards the sunrise), the main inscription is an offering formula to Osiris. On the western side is an offering formula to Anubis. At the corners, the inscriptions invoke the four sons of Horus, protective deities for the body of the deceased (with the classic Middle Kingdom arrangement of Imseti and Duamutef on the east side and Hapy and Qebhsenuf on the west). The central columns invoke deities closely linked to Osiris: Shu and Geb on the east side and their female consorts Tefnet and Nut on the west.

The eastern side

The eastern side of the coffin is shown on the next page. Transliterate and translate with the help of the vocabulary and notes below:



BM EA 35285 (eastern side)
(painted wood; L. 212cm)

Notes

- i *imsh(y) hr* displays haplography (i.e., where the last sign in one word and the first in the next are the same and the sign is written only once).
- ii *ms^c-hrw* is (a) written occasionally with the papyrus-roll and (b) omitted in the northernmost column.
- iii the *gb*-goose (B8) is different from the *sz*-duck (B7).

VOCABULARY

	<i>nht-nh</i>	Nakhtankh
	<i>hnt(y)-imntw</i>	Khentyimentu

THE FOUR SONS OF HORUS

	<i>imsti</i>	Imseti
	<i>dw3-mwt=f</i>	Duamutef
	<i>hpy</i>	Hapy
	<i>kbh-snw=f</i>	Qebhsenuf

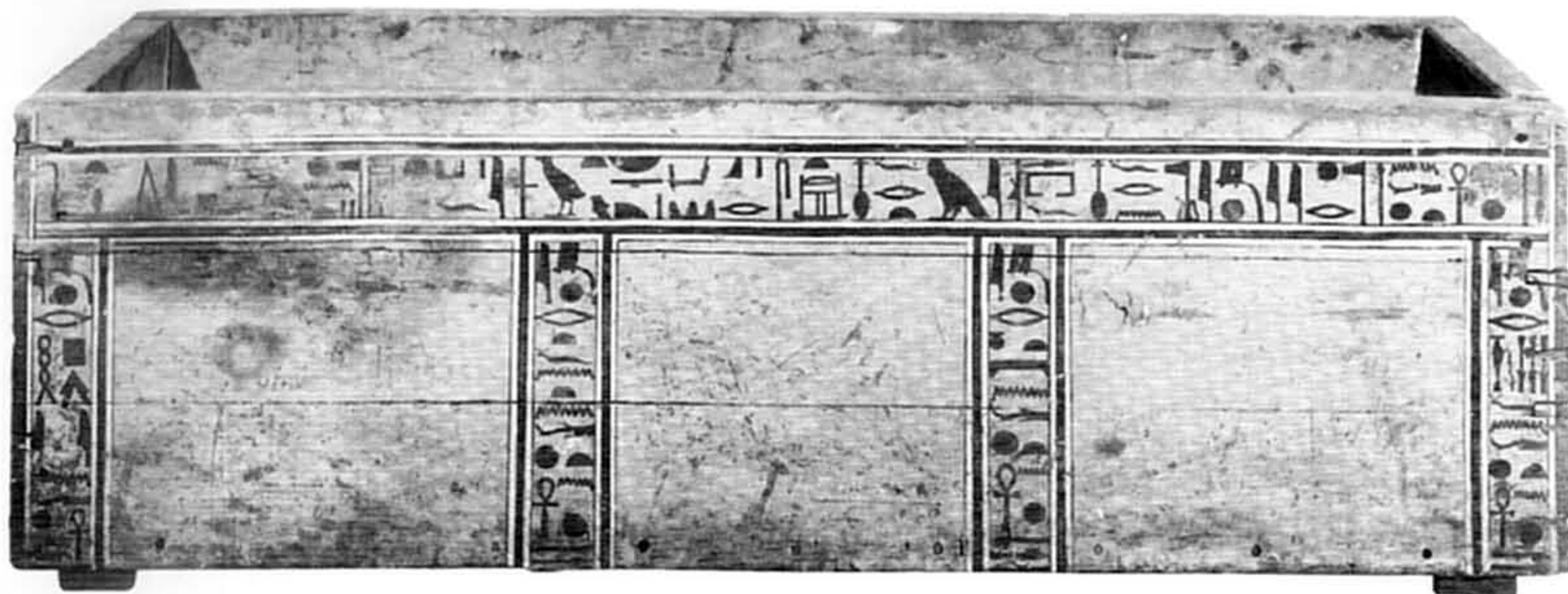
OTHER DEITIES

	<i>šw</i>	Shu
	<i>gb</i>	Geb
	<i>tfnt</i>	Tefnet
	<i>nwt</i>	Nut

The western side

The principal inscription on the western side of the coffin is an offering formula to Anubis. Whereas the Osiris offering formula concerns the offerings to sustain the ka of the deceased, the Anubis offering formula concerns the burial itself.


Transliterate and translate with the help of the following notes:



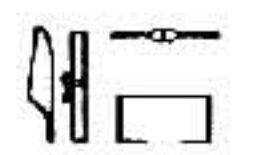


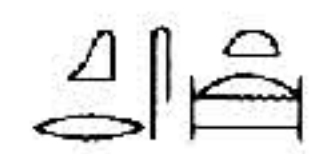
BM EA 35285 (western side)

Notes

- i The standard organization of the Anubis offering formula is: *h̄tp-di-nsw* followed by Anubis with his epithets and then *krst nfrt* without being introduced by *di=f*. You may wish to introduce your translation of *krst nfrt* with a dash or colon after the *h̄tp-di-nsw* section.
- ii Read *is=f nfr n hrt-ntr* with the indirect genitive (see §27 above). *is=f* means ‘his tomb’; for *=f* see §33.
- iii Anubis is invoked with his standard epithets (see p. 42) and a further epithet:

 *hnty sh-ntr* the one before the divine booth

VOCABULARY

	<i>is</i>	tomb		<i>nfr</i>	good, perfect, wonderful
	<i>hrt-ntr</i>	cemetery, necropolis		<i>krst</i>	burial

Chapter 5

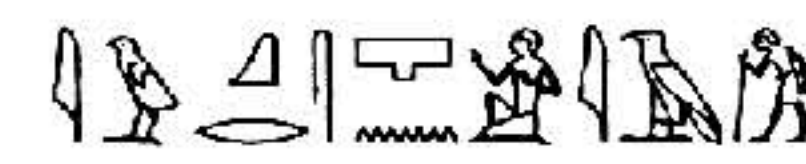
Description

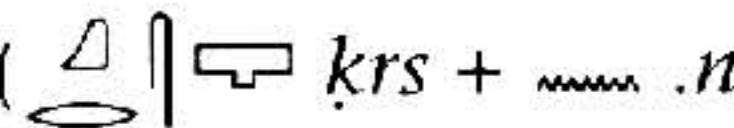

In the next two chapters, we will introduce you to the past tense, concentrating on inscriptions in which the deceased reflects back upon, and describes, his official life. We will also introduce you to the ancient Egyptian pronouns.

§32 Introduction: description


In a typical type of funerary inscription – which we can term *self-presentation* – the owner presents himself (rarely, herself) according to the ethical values of Middle Kingdom elite society and in terms of success and achievement, particularly in royal service. In order to *describe* the *activities* which the official participated in, the *tasks* he accomplished, and his *ethical behaviour*, the past tense is generally used.

The official Intef son of Senet proclaims his ethical behaviour:

BM EA 562, 
 Line 10: *iw krs.n=i is(w)*
 I buried the old

This construction comprises the past form of the verb ( *krst* + *.n*; cf. English ‘bury’ + ‘-ed’ – see §33 below) followed by the subject (‘I’) and other elements; the sentence begins with an auxiliary  *iw* which is not translated into English (see §34 below).

§33 The past: *sdm.n(=f)*

The past form is termed the  *sdm.n(=f)* (pronounced ‘sedjemencf’) ‘he heard’, using the verb *sdm* ‘to hear’ in the ‘he’ form (‘he heard’) as the standard example. In this form, an affix *.n* ‘-ed’, is added to the verb-stem (written after the determinative). As a standard convention, in transliteration the *.n* is usually separated from the stem of the verb by a dot – this just makes it easier to spot. The forms of the *sdm.n(=f)* for the verb classes (§30 above) are:

		<i>sdm.n(=f)</i>	
STRONG VERBS		<i>sdm.n=f</i>	he heard
DOUBLING VERBS		<i>ms.n=f</i> no doubling	he saw
WEAK VERBS		<i>mr.n=f</i>	he loved
EXTRA WEAK VERBS		<i>(r)di.n=f</i> <i>r</i> optional	he gave

When there is a pronoun subject (e.g. 'I heard', 'he heard'), the *suffix pronouns* are used (see §36 below); the pronouns for 'I' and 'he' are given here (compare with the example above):

SUFFIX PRONOUNS		<i>sdm.n(=f)</i>
I		<i>sdm.n=i</i> I heard
He/It		<i>sdm.n=f</i> he heard

The suffix pronouns (see the reference tables on p. 148 for a full list) attach to the verb; this is indicated in transliteration by the symbol '='. Once again this has the practical value of making the suffix pronouns easy to spot in transliteration: *sdm.n=f* is much easier to read (*sdm* 'hear' + *.n* '-d' + *=f* 'he') than *sdmnf*.

With an ordinary noun subject (e.g. 'the man heard'), the noun follows the verb, but does not fix onto it (hence there is no '=' in transliteration):

Hekaib records an inspection of his property by the ruler:

BM EA 167,
Line 10:
tw ip.n hks tws(w)=i
The ruler inspected my cattle

(For the omission of *=i* in *tws(w)=i* 'my cattle', see §35 below; see p. 73 for vocabulary.)

§34 Auxiliaries

The *sdm.n(=f)* is usually preceded by an auxiliary such as *tw*. In stela inscriptions *tw sdm.n(=f)* often translates well as a simple past ('someone did something'):

Inhuretnakht extols his proper conduct as a responsible official:

BM EA 1783,
Line 4:
tw rdi.n(=i) t n hkr hbsw n hsy
I gave bread to the hungry and clothes to the naked

(There is no word for 'and' in Egyptian; for vocabulary, see Exercise 5.4.)

There is no simple English equivalent for *tw* and so it is left untranslated. It invokes a sense of involvement in the assessment or presentation of what is said/written. In self-presentation inscriptions, *tw sdm.n(=f)* gives a sense of looking back over one's life. In other contexts the perfect ('someone has done something') also suits, particularly in recorded speech.

§35 Omission of the first person suffix pronoun

The first person suffix pronoun ('I-me-my') is sometimes omitted in writing, particularly in texts where a figure of the person is present (e.g. stelae and tomb inscriptions) or strongly implied (e.g. where the text is all about that person):

Another of Inhuretnakht's stated ethical acts:

BM EA 1783,
Lines 4-5:
tw ds.n(=i) iww <m> mhnt(=i) ds(=i)
I ferried the boatless in my own ferry

Note:

- i *iww* 'the boatless' is written with a doubling of the 2-consonant sign B32.
- ii Repeated consonants are sometimes omitted: here only one *m* is written in *m mhnt(=i)* 'in my ferry'.
- iii *ds* is used for the emphatic reflexive '(my/him)self' or 'own'.




§36 Suffix pronouns

Although, as we shall see, there are different sets of pronouns in Egyptian with different usages, they do not correspond to the difference between 'I-me-my' or 'he-him-his' in English. The Egyptian pronouns translate by whatever happens to be the most appropriate English form of pronoun. The suffix pronouns are used:

a. *As the subjects of verbs* ('I', 'he')

The official Intef son of Senet proclaims his ethical behaviour:

BM EA 562,
Line 10:
tw krs.n=i is(w)
I buried the old




	Senbi (Meir tomb-chapel B, No. 1)	<i>snbi</i>	healthy
	Nakhti (BM EA 143)	<i>nḥti</i>	strong, vigorous
	Khu (BM EA 571)	<i>ḥw</i>	protected

Names referring to deities

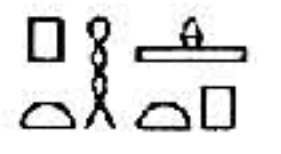

One type associates the individual directly with a deity:

	Isis (BM EA 143)	<i>sst</i>
---	------------------	------------

A second type invokes a close – often familial – relationship with a god:



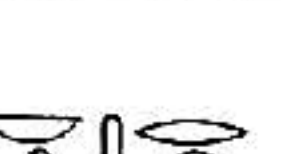
	Sarenenutet (BM EA 585)	<i>ss-rnnwt</i>	son of Renenutet
	Satsobek (BM EA 586)	<i>ss-sbk</i>	daughter of Sobek
	Senwosret (BM EA 571)	<i>s-n-wsrt</i>	man of the powerful one

A third type involves a pious statement in response to the child's birth:

	Ptahhotep (BM EA 584)	<i>pth-ḥtp</i>	Ptah is content
	Inhuretnekht (BM EA 1783)	<i>inhrt-nḥt</i>	Inhuret is strong

Loyalist names

Names which associate the individual with the king:

	Intef (BM EA 581)	<i>intf</i>	11th dynasty nomen
	Amenemhet (BM EA 587)	<i>imn-m-ḥst</i>	12th dynasty nomen
	Nebipusenwosret (BM EA 101)	<i>nb(=i)-pw-snwsrt</i>	Senwosret is my lord




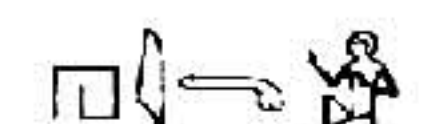


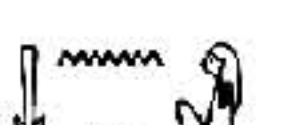



The birth names of the kings themselves accord with the standard naming conventions. Hence Amenemhet means 'Amun is in front', i.e. Amun is guiding the child's fortunes (compare with Senwosret above).

Kinship terms

Stelae emphasise family relationships by naming members of the deceased's family and household (often including servants and dependants). The living members are usually shown presenting offerings to the offering-table, thus eternalising the offering cult to the deceased owner in stone. By including the





various relatives and dependants on the monument of the deceased, these too enjoyed the benefits of being commemorated by figure and by name. Access to such monuments as funerary stelae was rather limited, mostly to those holding some form of élite position. The crucial relationship was that between the father and the eldest son: in social terms, this was the route of inheritance, providing family continuity; in cult terms, the eldest son was the chief celebrant for his father (as Horus was for Osiris).

Principal kinship terms:

	or 	<i>it</i>	father		<i>mwt</i>	mother
		<i>hi</i>	husband		<i>ḥmt</i>	wife
		<i>sn</i>	brother		<i>snt</i>	sister
		<i>ss</i>	son		<i>ss</i>	daughter
		<i>ibt</i>	family, household			




Family members are often referred to as being 'beloved'.

Label before one of the sons of Khuenbik offering fowl:

			
BM EA 584:	<i>ss=f mry=f pth-ḥtp</i>	His son, his beloved, Ptahhotep	

Sometimes, though, we find a more abbreviated writing.

Label before the first sons in the third row of BM EA 571:

		
BM EA 571:	<i>ss=f mry=f imny</i>	His son, his beloved, Ameny


(In idiomatic English we might prefer 'his beloved son'.)

The parentage of the owner is usually introduced by one of the two following phrases:

	<i>ir-n</i>	born of		<i>ms-n</i>	born of
---	-------------	---------	---	-------------	---------

Literally, *ir-n* means 'whom X made' and *ms-n* means 'whom X bore'. Usually *ir-n* is used of both the father and mother, whereas *ms-n* is used of the mother alone. When the person this phrase is applied to is feminine, both, as usual, show a Δ -t (before ms-n).






The name and filiation of the wife of Ameny on BM EA 162 (see Exercise 8.5):

BM EA 162 
mdhw mst-n imny mst-hrw
 Medhu born of Ameny, the justified

Properly speaking *ir-n* and *ms-n* are probably masculine relative forms – see §52 below. However, in this book we will stick to the distinctive transliteration using ‘-’: *ir-n* and *ms-n*.






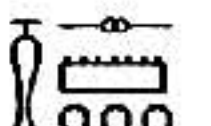
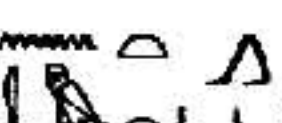


Exercises

5.1 Signs

 *iw*  *hs*  *hk3*
 *nm*  *ds*

5.2 Words

Transliterate the following words written with these signs:


	favour, praise		friend
	boat-journey		proceed, go, set out
	ruler		amethyst
	formal journey		wrong
	ferry			

nmtt is the word used for the formal and festal journeys of the god and the king. It is a collective term and not a plural (and hence does not require (w) in transliteration despite the presence of plural strokes).

5.3 Translation

Transliterate and translate the following sentences. Some were used in the text above and so give you the chance to work through these examples thoroughly. You may wish to consult §35 on the omission of the pronoun =*i*.

a. *Ikhernofret* relates his role in the Mysteries of Osiris:


Berlin 1204, Line 18: 

(The verb *lr(i)* ‘to do’ is used with a wide range of idiomatic meanings; here the sense is ‘conduct’.)

b. The official Intef son of Senet proclaims his ethical behaviour:

BM EA 562, Line 10: 

c. *Inhuretnakht* extols his proper conduct as a responsible official:

BM EA 1783, Line 4: 

d. Another of *Inhuretnakht*’s stated ethical acts (*m* added for clarity):



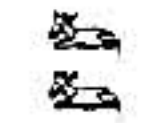
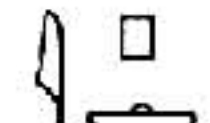



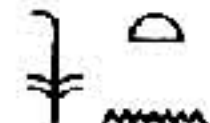



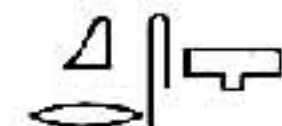


BM EA 1783, Lines 4-5: 

e. *Ity* notes his success and achievement:

BM EA 586, Line 2: 

For e. keep to a literal rendering of the Egyptian.

VOCABULARY


	<i>is(w)</i>	the old		<i>tw3(w)</i>	cattle
	<i>iww</i>	the boatless		<i>lp</i>	inspect
	<i>whm</i>	repeat		<i>prt</i>	procession
	<i>mhnt</i>	ferry		<i>nsw</i>	king
	<i>h3y</i>	the naked		<i>hkr</i>	the hungry
	<i>hr</i>	before		<i>krs</i>	bury
	<i>ds(i)</i>	ferry		<i>ds=i</i>	myself, my own


5.4 Study exercise: BM EA 1783

In this exercise, you can make a start on studying a more complex stela in the British Museum: BM EA 1783, the stela of the governor *Inhuretnakht* and his wife *Hui* from Nag^r ed-Deir. The stela is shown on p. 74.

a. Transliterate and translate the offering formula at the top of the stela (Lines 1-2 ending with the word *dd* just before the end of Line 2), using the notes given.

b. Transliterate and translate the section starting at the beginning of Line 4 (we shall return to the section from the end of Line 2 to the end of Line 3 in Chapter 7).

The cemetery of Nag^r ed-Deir, opposite modern Girga, was the cemetery for Thinis ( *tni*), the capital of the 8th Upper Egyptian nome (which also includes Abydos); *in-hrt* (*Inhuret* or *Onuris*) was its principal deity. Nag^r ed-Deir was an important cemetery centre from Predynastic times to the 11th dynasty and the start of the Middle Kingdom, at which time Thinis seems to have been eclipsed by Abydos.



BM EA 1783
(carved and painted limestone; H. 66cm)

BM EA 1783 dates from the First Intermediate Period and is a classic example of the regional Nag' ed-Deir style of that period, both in terms of its artwork and the conventional phraseology of the inscription, which is orientated around the family and ethical behaviour.

Notes

- i — is a determinative of *pri-ḥrw*. See §26, p. 38
- ii See Chapter 3 for the various titles of Inhuretnakht and the use of *imšḥw* 'the revered one'. Be careful with the title at the start of line 2.
- iii Self-presentation inscriptions are usually cast as a speech, and are introduced by *ḏd* 'who says' or *ḏd=f* 'he says'.
- iv See §35 for the omission of the first person pronoun.
- v *ḏs(=i)* is used as the emphatic reflexive (as in 'I shall do that myself' or 'my own house').
- vi Before *mḥnt* the preposition *m* 'in' has been omitted.
- vii *ir(i)* 'do, make' is used here in the sense of 'acquire' or possibly 'raise'.

VOCABULARY


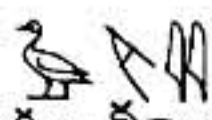

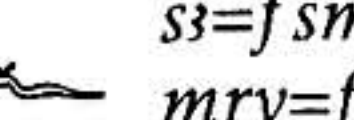
	<i>sbt</i>	family, household		<i>iww</i>	the boatless
	<i>im(s)</i>	gracious, gentle		<i>in-ḥrt-nḥt</i>	Inhuretnakht
	<i>it</i>	father		<i>mwt</i>	mother
	<i>mr(i)</i>	love		<i>mḥnt</i>	ferry
	<i>nb pt</i>	lord of the sky		<i>ḥsy</i>	the naked
	<i>ḥbsw</i>	clothes		<i>ḥs(t)</i>	praise
	<i>ḥkr</i>	the hungry		<i>snw</i>	siblings, brothers and sisters
	<i>k3(w)</i> 100	100 bulls		<i>ḏs(i)</i>	ferry

The Family




c. Transliterate and translate the labels around the other family members. Hui has the following titles:

	<i>ḥkrt nsw w'rt</i>	sole lady in waiting		<i>hm(t)-nḥr</i>	priestess of Hathor
--	----------------------	----------------------	--	------------------	---------------------

The form of the kinship expressions are alike, although some writings exhibit sharing of elements:

 *hmt=f mrt=f* his beloved wife
  *ss=f mry=f* his beloved son
 *ss=f smsw=f* his beloved eldest son
 *mry=f*

NAMES


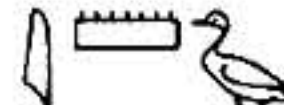
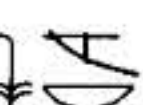


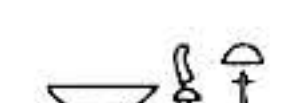
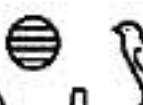
 *hwi* Hui
  *dbi* Debi
  *nnwy* Nenwy

5.5 Study exercise: BM EA 571 (top)


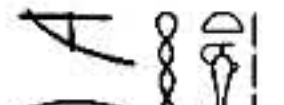
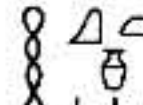
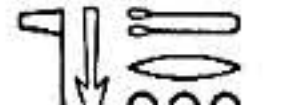
The top section of the stela of Khu and her two husbands, shown on p. 77.

a. Translate the offering formulae above the two scenes.



VOCABULARY

	<i>m-r pr</i>	overseer		<i>ss-imn</i>	Saamun (name)
	<i>rh nsw</i>	king's advisor		<i>ss-hwt-hr</i>	Sahathor (name)
	<i>mry nb=f</i>	beloved of his lord		<i>nb imnt nfrt</i>	lord of the beautiful west
	<i>kw</i>	Khu (name)			

The second offering formula contains a different set of offerings:

 *mw* water
  *mrht* oil, unguent
 *hnkt* beer
  *sntr* incense

Festivals

The general word for a festival is *hb*:  or  *hb* festival

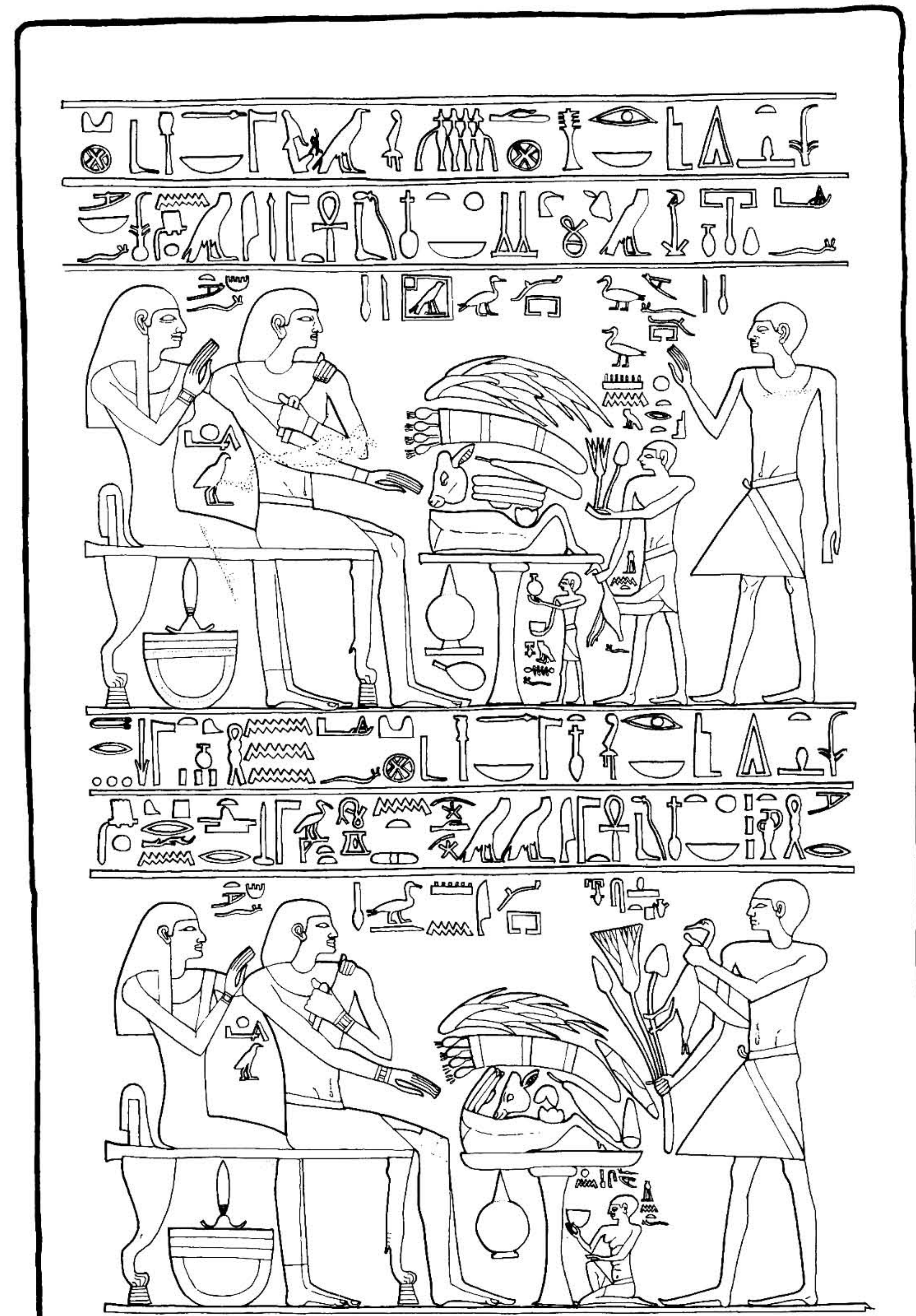
The procession of Osiris to Poker:  *d3t ntr r pkr* the god's boat-journey to Poker

A number of particular or periodic festivals are often mentioned on stelae. The following is a list of the ones which appear on BM EA 571, arranged in the typical order in which they occur:

 *3bd* the monthly festival
  *?-nt* the half-monthly festival, i.e. full moon
 *w3g* the Wag-festival
  *dhwt* the Thoth-festival

The reading of the half-month festival is still unclear. An old suggestion to read *smdt* has problems. More recently, the suggestion has been made that the reading should be based around the number fifteen, as *m3dint*.

The presence of the festivals on such stelae reflects the desire of the deceased to partake in the offerings made before the god in the temples on



BM EA 571 (top)
(carved limestone; w. 51cm)

festival days; once the god had satisfied himself with them, they were passed on to the blessed dead. See the conclusion of the festival list on BM EA 162 in Exercise 8.5 for a further illustration of this point.

Offering bearers

b. Transliterate and translate the inscriptions accompanying the offering bearers in the two scenes. The inscriptions accompanying the two major offering bearers in the top scene fit the hieroglyphs around the figures. This can lead to unusual arrangements. They are given below in a conventional order:

accompanying the son



accompanying the overseer of the storehouse



VOCABULARY

or	<i>wb3</i>	cup-bearer, butler		<i>m-r st</i>	overseer of the storehouse
	<i>m-s3=f</i>	Emsaf (name)		<i>hnms=f</i> <i>mry(=f)</i>	his beloved friend
	<i>s3-mnht</i>	Samenkhet (name)		<i>shtp-ib</i>	Sehetepib (name, more fully Sehetepibre)

(Names ending with *m-s3=f* usually start with a god's name, as in *hr-m-s3=f* Horemsaf.)

5.6 Study exercise: BM EA 571 (bottom)

The bottom section of stela BM EA 571, shown on the following page, shows further family members and members of the household and estate staff.

a. Transliterate and translate the inscriptions. You may wish to make use of the Excursus on names and kinship.


b. Here are the names and titles in the scene. Some of the names are not transliterated. Transliterate them yourself:

NAMES AND TITLES

	Ameny		<i>s3t-mntw</i>	Satmentju	
	<i>t3w</i>	Tjau		<i>s3t-wsr(t)</i>	Satwosret
	Amenemhet		<i>bt</i>	Bet	
	<i>hw</i>	Khu		<i>s3-hwthr</i>	Sahathor
	<i>ddt</i>	Dedet			Hetep
	<i>s-n-wsrt</i>	Senwosret		<i>hm-ntr</i>	priest

OCCUPATIONS

	<i>k(y)t</i>	entering-maid (literally, 'the enterer')		<i>hrt-pr</i>	domestic
	<i>wb3t</i>	cup-bearer (fem.)		<i>sftw</i>	butcher
	<i>rhty</i>	washerman		<i>šmsw</i>	attendant



BM EA 571 (bottom)
(carved limestone; w. 51cm)

Chapter 6

Further aspects of description

In this chapter, we will look at how complex descriptions are presented, in particular continuing to the next point and noting other things going on at that time.

Now is a good time for you to start using the Egyptian-English vocabulary (starting on p. 151), when reading the examples in the text.


§38 Continuation

Descriptions are often presented as a series of connected episodes. In past descriptions, as we saw in Chapter 5, the first episode is introduced by an auxiliary such as *iw*, then described by a verb in the past tense made up of the *sdm.n(=f)* form. A past description is continued on simply by carrying on with the *sdm.n(=f)* without any further introductory auxiliary. In translating such a series, it is useful to translate the following *sdm.n(=f)*s with ‘and ...’ (there is no separate word for ‘and’ in Egyptian), or to use commas or semi-colons, depending on English style:

The official Intef son of Senet proclaims his ethical behaviour in general terms:



BM EA 562, *iw* *krs.n=i* *is(w)*
Lines 10-11: *hbs.n=i* *h3y*
I buried the old
and I clothed the naked

Here the second past tense form  *hbs.n=i* ‘I clothed’ carries on the description of Intef’s ethical behaviour, rather than starting a new point. Notice how this gives a sense of shape and connection to episodes; for a clear example of the use of auxiliaries and *sdm.n(=f)*s to give shape to description, see Exercise 6.5 below.


Sometimes elements are shared, just as in the English translation:

Inhuretnakht is extolling his proper conduct as a responsible official:



BM EA 1783,
Line 4: *iw rdi.n(=i)* *t n hkr*
hbs n h3y

I gave bread to the hungry
and clothes to the naked


 *rdi.n(=i)* ‘I gave’ is shared: ‘I gave bread to the hungry and (I gave) clothes to the naked’.

Ity notes his success and achievement:




BM EA 586,
Line 2: *iw whm.n(=i) hst hr nsw*
s3 ib(=i) r itw(=i) hprw r-hst=i
I repeated favour before the king
and advanced my heart further than my
forefathers who existed before me

Notes

- i  *whm.n(=i)* ‘I ...-(e)d’ is shared: ‘I repeated favour ... and (I) advance(d) my heart’.
- ii *r* ‘to, in relation to’ sometimes has the sense of ‘more than’.
- iii *hprw* ‘who existed’ is a participle (see Chapter 7).

§39 Negation

The negative of the past (‘I did not do that’) is made up of the negative word  *n* followed by *sdm(=f)* (it is not, as we might expect, formed by *n sdm.n(=f)*!):

Following on immediately from his statement of positive ethical virtues (see above), Intef adds:




BM EA 562, Line 11: *n ir(=i) iwit r rmt*
I did not do wrong against people (or: I did no wrong ...)

This negation also occurred in the opening scene to this book (notice the slightly stronger translation with ‘never’):

Above the man roasting a goose:



Meir III, pl. 23: *n m3=i mity srw pn*
I have never seen the like of this goose

Sometimes the negation is written (rather confusingly!) with  .

The official Key notes his ethical virtues:



BM EA 558, Line 5: *n dws(=i) s n hry-tp=f*
I did not denounce a man to his superior

Negations with do not go with auxiliaries and so the pattern can either be used to start up or to carry on a series of connected episodes without any obvious written mark.

§40 Making someone do something (for use with Exercise 6.5)

Causation, the notion of 'making someone do something', is expressed in the following way in Egyptian: the verb *rdi* 'give, place' is used with the sense of 'causing' and is followed by another verb. *rdi* appears in whatever form is suitable (in the example below it appears in the past tense *sdm.n(=f)* form) whilst the other verb appears in a fixed form (as it happens, the other verb appears in the future *sdm(=f)*, for which see Chapter 8; however, this is not important at this point):

After the festivities are over, Ikhnofret has the image of the god placed back in the bark (see Exercise 6.5 for the general context of this example):



Berlin 1204,
Lines 21-22: *di.n=i wd3=f r-hnw wrt*
I **had** him proceed inside the great bark
(literally, 'I caused that he proceed inside the great bark')

It may help to think of this as 'placing someone in the position to do something' or 'giving someone the opportunity to do something'; hence the example would mean: 'I put him (in the position) to proceed inside the great bark' or 'I facilitated his proceeding into the great bark'. The precise meaning can range from nuances of compulsion ('make someone do something') to permission ('allow/let someone to do something') and guidance ('have someone do something').

§41 Dependent pronouns

The second set of pronouns are the *dependent pronouns* (see Reference table, p. 149):

I		-wi or -w(i)	he/it		-sw
you		-tw or -tw	she/it		-s(y)

The major usage of the dependent pronouns are as the objects of verbs (typically the person or thing to which the verbal action is applied):

Tjetji records that, after Intef II died, he served the new king Intef III:



BM EA 614,
Line 13: *iw šms.n(=i) -sw r s(w)t=f nbt nfrt nt šmḥ-ib*
I followed **him** to all his places of the heart's delight
(i.e. wherever the king wanted to go)

Notice that the suffix pronouns serve as subjects of the verb (see §§33 and 36) and dependent pronouns as objects of the verb.

The dependent pronouns display an important feature of word ordering: the dependent pronouns attach to and directly follow the verb and so *precede* any nouns:

The official Semti refers to his early favour at court:



BM EA 574,
Lines 2-3: *iw di.n -wi ḥm=f r rdwy=f m nhnt(=i)*
His person (i.e. the king) placed me at his feet in my youth

If you look carefully at this example, then *-wi* is a dependent pronoun and therefore should be the object of the verb (someone must have placed **me**) and so the sentence must mean that the king placed me at his feet, despite the order of the words. This sentence cannot mean: 'I placed the king at his feet in my youth' (for 'I' to be the subject, this would require the suffix pronoun *=i*) and in any case such a sentence scarcely makes much sense.

§42 The present tense

The monuments discussed in this book do not include many inscriptions cast in the present tense. However, for your information, and to allow us to cover one inscription we would otherwise have shown you but not equipped you to read, we will briefly note the present tense forms.

Middle Kingdom Egyptian distinguishes, just as English does, between a *general present* (usually expressing habit – She **goes** to visit her friend every week – or things which just generally are – 'two and two **make** four') and a *specific or ongoing present* ('She **is leaving** right now'). In Middle Egyptian these have the following form (using *sdm* to label the form and the weak verb *tr(i)* to exemplify it):

GENERAL PRESENT	SPECIFIC PRESENT
<i>sdm=f</i>	<i>hr sdm</i>
<i>ir=f</i> he does	<i>hr trt</i> (he) is doing

In the specific present, the verb appears after *hr* in the infinitive form discussed in Chapter 4. For a full list of forms, see the Reference tables on p. 145.

Both tenses have a fondness for the auxiliary *iw* introduced in §34 as illustrated by the examples below. They also share the same intricacies of

usage as their English equivalents (for example, in Egyptian, as in English, verbs of state and condition prefer the general present to the specific present even when referring to things going on now: 'I know the answer now', not 'I am knowing the answer now'):

a. *sdm(=f)*

To the left of the main offering formula inscription on BM EA 587:



BM EA 587: *iw wcb h3 m t hnkṯ sntr mrht*
The thousand(s) of bread, beer, incense and oil are pure

b. *hr sdm*

An example of this construction occurred in the first inscription shown to you in this book:

Above the man roasting a goose:



Meir III, pl. 23: *iw=i hr m'k dr pst*
I have been roasting since the beginning of time

Egyptian, like many languages, concentrates on the fact that the subject is continuing to roast despite the long time he has been doing it: 'I am still roasting and have been since the beginning of time'.

§43 Other things going on (advanced notes for use with Exercise 6.5)

However, there is one use of the present tense which will be useful when you study Exercise 6.5. In past description, as we have seen, the past events are described by using the past tense *sdm.n(=f)* form. By stringing together a present *sdm(=f)* form or *hr sdm* form after a past *sdm.n(=f)*, Egyptian expresses the notion of something else going on at the same time as that event expressed by the *sdm.n(=f)* form (something else current or present at that time):

Ikhernofret relates his activities during the performance of the Mysteries of Osiris:



Berlin 1204, Line 17: *iw ir.n=t prt wp-w3wt wd3=f r nḏ it=f*
I conducted the procession of Wepwawet **when he set out** to protect his father

Notes

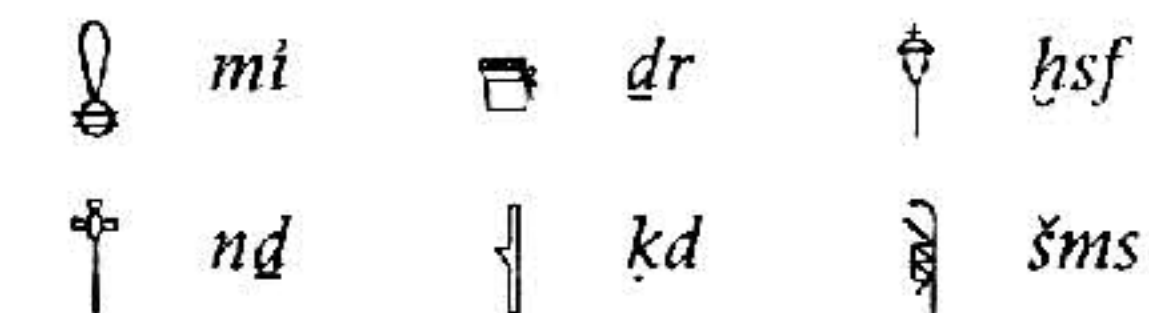
- i *ir(i)* literally, 'to do/make', here with the sense of leading or conducting.
- ii *r nḏ* preposition + infinitive 'to protect'.

Notice that there is no Egyptian word for 'when', 'while', 'as' in these usages, although the appropriate English word may be needed in translation. In English, the notion of 'going on at the same time' is expressed by connecting words such as 'as', 'whilst', 'when'. In Egyptian it is the verb itself which expresses this by appearing in a present tense form (present or going on at that time). Indeed, you may have noticed that whereas in English connections are shown by words such as 'and' and 'as', in Egyptian the same meaning is achieved by stringing together different tenses such as *sdm.n(=f)* and *sdm(=f)* and letting the verbs do the work.

Exercises

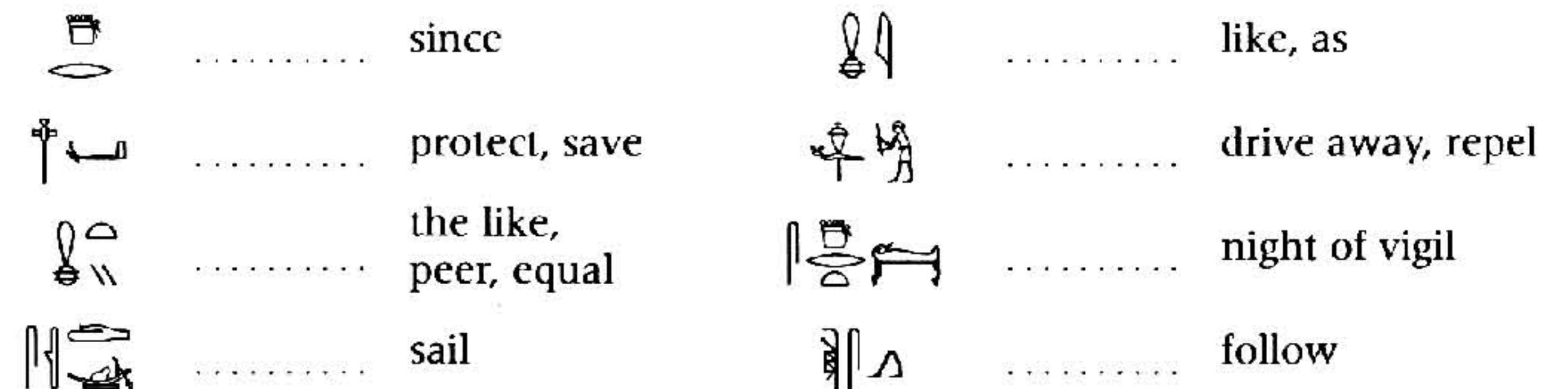
6.1 Signs

2-consonant and 3-consonant signs:



6.2 Words

Transliterate the following words written with these signs:



6.3 Translation

Transliterate and translate the following (see §35 on omission of =i 'I').

The first one repeats examples from the chapter above and is written here without any breaks (as in the original inscription):

a. The official Intef son of Senet proclaims his ethical behaviour in general terms:




b. Hekaib asserts his ethical behaviour:



This First Intermediate Period stela shows a number of idiosyncrasies in the spelling, such as the form of *di* (𓂏 instead of 𓂏) and the form of the determinative for 'clothes'.

Senwosret III to repair the image of the god and to perform the necessary ritual acts. He subsequently erected a stela in which he recounts how he organised the festival (an account which draws on previous versions given by earlier generations of officials sent by the Middle Kingdom kings to Abydos).

a. Transliterate and translate the following sections from the stela of Ikhnofret:



There follows a brief description of the manner in which Ikhnofret equipped the bark and put the proper regalia on the god, then:



The stela is unfortunately silent on the most mysterious features of the festivities such as the night of vigil and the Haker-festivities (compare with BM EA 567 in Study Exercise 8.3). There follows a description of the rejoicing along the route back, ending with the boat arriving at Abydos, then:



Notes

- i *r nd* preposition + infinitive, translate 'to protect'. On the writing of *it*, 'father', see Exercise 2.5: read here *it=f* 'his father'.
- ii You may find §43 helpful in translating *wḏs=f* and *šms=i*.
- iii You may find §27 on the direct and indirect genitive helpful.
- iv *ḏsr* as an adjective means 'sacred' (in *t3 ḏsr* 'sacred land') and as a verb means 'to clear (something) out'; in this text the verb is deliberately chosen to mark the transition of the festival from the public view to the hidden mysteries to take place at the tomb, and this happens once the procession has passed through *t3 ḏsr*.
- v See §40 on *di.n=i* followed by a verb to express causation.
- vi *hrw pf* 'that day', translate '(on) that day ...'
- vii The bark of Osiris is called the Neshmet-bark (*nšmt*) or else is simply referred to as the great bark (*wrt*); both are feminine words and are referred to by the feminine pronoun =s 'it' in *in.n=s* 'it brought' (for *in(i)* 'bring', see p.44). See the reference table on suffix pronouns on p. 148.

VOCABULARY

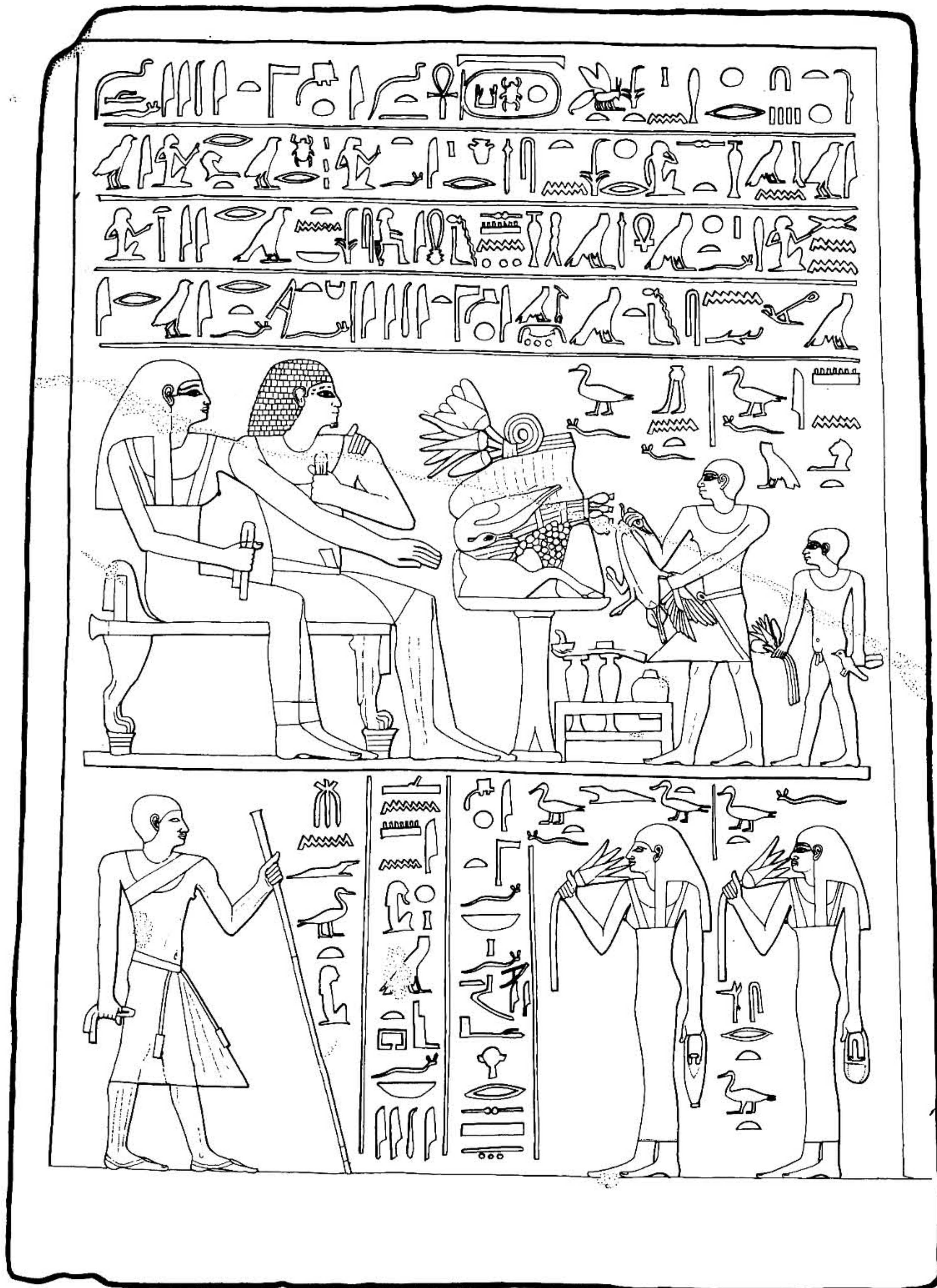
(for other words, see Egyptian-English Vocabulary, beginning on p. 151)

	<i>it</i>	father		<i>ḥ</i>	palace, temple
	<i>ḥ3</i>	fight, fighting		<i>w3(w)t</i>	ways, roads
	<i>wnn-nfr</i>	Wennefer (name of Osiris)		<i>wrt</i>	the great bark
	<i>wḏs</i>	proceed, go, set out		<i>pf</i>	that
	<i>pkr</i>	Poker		<i>mḥrt</i>	tomb, often cenotaph
	<i>nmt</i>	journey		<i>nšmt</i>	Neshmet-bark
	<i>ntr</i>	god		<i>ndyt</i>	Nedyet
	<i>nd</i>	protect, save		<i>hrw</i>	day
	<i>hr</i>	(up)on, at		<i>ḥft(w)</i>	enemies
	<i>ḥnt</i>	(which is) at the forefront of		<i>ḥsf</i>	drive away, repel
	<i>ḥnw</i>	inside		<i>sb(w)</i>	rebels, enemies
	<i>šr</i>	fell, overturn		<i>skd(i)</i>	sail, travel
	<i>šms</i>	follow		<i>tsw</i>	(sand)bank
	<i>dpt-ntr</i>	the god's boat		<i>ḏsr</i>	separate, clear

EXTRA VOCABULARY

	<i>hskr</i>	the Haker-festivities		<i>sdrt</i>	night of vigil
--	-------------	-----------------------	--	-------------	----------------

b. Look at the episodes in this section from the stela of Ikhnofret and examine how *tw* and the past tense *sdm.n(=f)* form are used to give shape to the passage. As a guide, note that in most instances, the auxiliary *tw* is followed not by one but by two or three past-tense verbs; only in the sentence beginning *tw ḏsr.n=i* is *tw* followed by a single verb. How does your grammatical account correlate with the different sections of the festival?



BM EA 586
(carved and painted limestone; H. 63.5cm)

6.6 Study exercise: BM EA 586

a. The stela on p. 90 is by no means an easy text, but with the help of the following notes, have a go at transliterating and translating the top section of this stela or use the key on p. 170 to work through it.

Notes

- i On dating and the titles of the king, see §§17-19. The king's cartouche is surmounted by the sky hieroglyph, which is not read.
- ii *whm hst* 'to repeat favour' with *whm* in the *sdm.n(=f)* form. On the omission of =i 'I', see §35.
- iii *sꜣ* 'to advance' (one's position, here 'heart') literally, 'to make great'. The full form would have been *sꜣ.n=i*, see §38 on coordination and sharing. *r* has the sense here of 'more than'.
- iv *hprw* 'who existed' is a participle (see Chapter 7 for discussion).
- v The section beginning *iw ts.n* is another example of coordination, here dealing with the king's gift of a great seal (*hꜣtm ꜣ3*) and a staff (*ꜣryt*) to Ity. *ts(i)* lit. 'to tie on', is used for the seal which the king tied around Ity's neck, but this precise meaning does not really go with the decorated staff which Ity was also given, so translate 'assign (to)'.
- vi *mi šps-nsw nb* 'just like any dignitary of the king' (which you might wish to put in brackets) goes with the first gift (the seal), and contrasts with the special gift of the staff (with which Ity is depicted in the lower scene). *šps-nsw* is a conventional designation.
- vii *swꜣbt* is a participle with feminine agreement with *ꜣryt* 'staff', translate '(which was) decorated'. See Chapter 7.
- viii *it-nꜣr* 'god's father'. In the Middle Kingdom, this seems to have been a title bestowing high rank and favour on an official, typically for performing special commissions for the king to do with the cult of the gods, and also legitimating him for this task. Perhaps here the title is directly connected to the episode of the king's assignment of the great seal and a staff to Ity.
- ix The text ends abruptly with the names of Ity and Iuri. The wife's name is separated off by a vertical bar.

VOCABULARY

	<i>ꜣryt</i>	staff		<i>iwri</i>	Iuri (name)
	<i>ib</i>	heart		<i>it(w)</i>	(fore-) fathers
	<i>it-nꜣr</i>	god's father		<i>ity</i>	Ity (name)
	<i>whm</i>	repeat		<i>nsw</i>	king
	<i>r-hst</i>	before		<i>hbny</i>	ebony

VOCABULARY (CONTINUED)

	<i>hmt=f</i> <i>mrt=f</i>	his beloved wife		<i>hst</i>	favour
	<i>hsmn</i>	amethyst		<i>hpr</i>	come into being, exist
	<i>hpr-k3-r</i>	Kheperkare (Senwosret I)		<i>hr</i>	before
	<i>htm</i>	seal		<i>s3</i>	advance
	<i>swrb</i>	decorate		<i>šps-nsw</i>	dignitary of the king
	<i>ts(i)</i>	tie, knot		<i>d-m</i>	electrum

The family

b. Transliterate and translate the labels above the sons and daughters of Ity.

VOCABULARY: NAMES

	<i>imn-m-hst</i>	Amenemhet		<i>Int=f</i>	Intef
	<i>sst-wsrt</i>	Satwosret		<i>sst-sbk</i>	Satsobek

You will be asked to study the inscription from the bottom scene at the end of Chapter 7.

Chapter 7

Characterisation

This chapter concentrates on the elaborate epithets which abound on stelae, particularly epithets characterising the owner as having lived an ethical life or having performed well in royal service. This will also allow us to introduce you to another extremely common Egyptian verb-form – the participle. To start with, however, we need to return to adjectives.

§44 Adjectives

You have already been introduced to adjectives in §10. In Egyptian, these follow and agree with the noun they describe. If the noun is feminine and ends in *-t*, the adjective will also end in *-t*. To wrap up this topic properly, the full list of endings are:

SG. MSC.	no special ending		<i>nfr</i>
SG. FEM.			<i>nfrt</i>
PL. MSC.	-w or \emptyset		<i>nfr(w)</i>
PL. FEM.			<i>nfrt</i>

(The plural can be written with or without the plural strokes ||| ; moreover, the *-w* of the masculine plural agreement is often omitted in writing, leaving no ending at all – this is indicated by the symbol \emptyset in the table above.)

Compare the following examples showing feminine singular agreement and masculine plural agreement:

Ikhernofret relates his role in the Mysteries of Osiris:

Berlin 1204,
Line 18:
I conducted the **great** procession

The top part of BM EA 101 has Nebipusenwosret adoring the gods. Behind the figure of Nebipusenwosret:

BM EA 101:

dw3 3sir m hb(w)=f nfrw dt r nhh
 Adoring Osiris in his **wonderful** festivals enduringly and repeatedly

§45 Adjectives used as nouns

Adjectives are typically used to describe other words, but they can be used on their own to mean 'a person/people with that particular quality'. For example, in English 'I am an **Egyptian**', means 'I am an **Egyptian person**' (not a soldier, or a donkey, or anything else!); compare also English expressions such as the 'the rich' and 'the poor'. In Egyptian this is rather common:

The official Intef, son of Senet, proclaims his ethical behaviour in general terms:

BM EA 562, Lines 10-11: *iw krs.n=i t3(w) hbs.n=i h3y*
 I buried **the old** and I clothed **the naked**

However, in Egyptian, the adjective can be singular with the meaning 'a rich one/(some)one rich', whereas English prefers to add a rather general word such as 'someone' (so *h3y* probably means more accurately 'someone naked' or 'the naked one').

If the idea is indefinite, abstract or general: 'anything good' or 'what is good', the feminine form of the adjective is used:

nfrt good (n.) 'what is good' from *nfr* good, perfect
btnt evil (n.) 'what is bad' from *bt* bad

Key proclaims his own ethical behaviour:

BM EA 558, Line 4: *ink dd nfrt*
 I was one who said **what is good**

Notes

- i For *ink*, see §49 below.
- ii *dd* is a participle meaning 'one who said', see §§48 and 49.

The meaning of the feminine form of the adjective as 'what is good' is similar to the meaning of the relative form mentioned in §37.

§46 Participles

The participles are special forms of the verb which have many of the qualities of an adjective, particularly because they can be used to qualify nouns.

There are two groups of participles: the present participle has the meaning '(one) who does something'; the past participle has the meaning '(one) who did something'. The forms of the participles in different verb classes are as follows:

	PRESENT OR INCOMPLETE			PAST OR COMPLETE		
STRONG		<i>sdm</i>	(one) who hears		<i>sdm</i>	(one) who heard
DOUBLING		<i>m33</i>	(one) who sees		<i>m3</i>	(one) who saw
WEAK		<i>mrr</i>	(one) who loves		<i>mr</i>	(one) who loved
EXTRA WEAK		<i>dd</i>	(one) who gives		<i>rdi</i>	(one) who gave

(Participles also sometimes have a -w ending.)

Basically, any verb other than a strong verb has a doubled consonant in the present participle but not in the past participle. In the case of strong verbs, however, it is not possible to tell the two apart on the basis of their forms alone. As you will see in the examples below, there is no need in Egyptian for a separate word meaning 'who' (or 'which' or 'what') since this is an integral part of the meaning of the Egyptian participle verb-form.

§47 Participles and epithets

Since a participle behaves a lot like an adjective, it is often used to qualify a noun. For example, participles are commonly used in the epithets characterising an official:

The stela of Ameny identifies his subordinate, Sahathor, with the epithet:

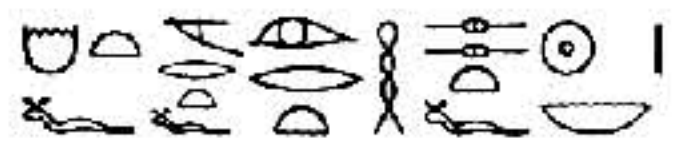
BM EA 162, Central column: *bsk=f m3c n st-ib=f irr h3sst=f r3 nb*
 His true servant of his affection, **who does** what he favours every day




(*h3sst=f* 'what he favours' is a present relative form, see §52 below.)


In the first part of this example both *m3c* 'true' and *n st-ib=f* 'of his affection' help to characterise *bsk=f* 'his servant'. Similarly in the second half of the example, *irr* is the present participle ('who does') and is also used to elaborate the character of *bsk=f* 'his servant'.

Just like an adjective, a participle must agree with the noun it describes and so will end with Δ -t if the noun is feminine:


Before the figure of Medehu, the wife of Ameny:

BM EA 162.
Left column: 
His wife, beloved of him, **who does** what he favours every day

In this example,  irrt ('who does') agrees with  hmt 'wife'; for  mrt 'beloved', see §50, below.

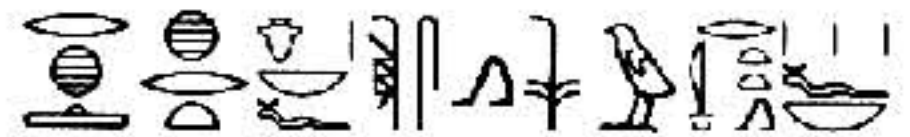
Alternatively, a participle may show an extra  -w with masculine plurals:

It asserts that he advanced himself more than:


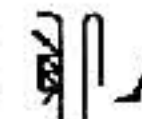
BM EA 586,
Line 2: 
my (fore-)fathers who **existed** before me

§48 Participles as nouns


Again, like adjectives, participles can be used on their own to mean 'a person who does something' or more succinctly 'one who does something'. For example, BM EA 614 (the stela of Tjetji) introduces Tjetji himself with a long list of his titles and epithets, including:


BM EA 614, *rh hrt-ib nb=f*
Line 1: *šms -sw r nmtt=f nb*
one who knows the desire of his lord,
one who follows him at all his journeys

(For vocabulary, see p. 106.)

In this example,  rh and  sms are participles used on their own to mean '(a person) who knows' and '(a person) who follows'.

Incidentally, the participle is the form used in the name of Wepwawet, 'the one who opens the ways' (compare this with his role in the Osiris Mysteries studied in Exercise 6.5):

 wp-wswt Wepwawet


(Participles used on their own sometimes translate well as an English agentive noun ending in '-er', here 'the opener of the ways'.)

§49 Characterisation with ink



This construction is typically used to characterise someone as the type of

person with certain qualities or attributes; in effect, it answers the question 'what was I like?', 'who was I?', focusing on ethical behaviour and success and achievement:

The self-presentation section of the stela of Hekaib begins in the following way:

BM EA 1671,
Line 1: 
I was an astute individual


ink is the 'I'-form (first person) of a third and last type of pronoun, called the *independent pronoun* because it can come at the beginning of a statement:


 or  ink I Independent pronoun, written with the D33 pot, read here as *in*.

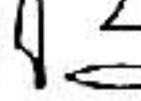
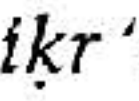
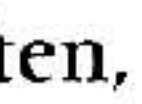
Notice that in this example there is no word for 'was' in this construction (the statement could also be translated in the present tense, i.e. 'I am an astute individual', but here the past tense seems appropriate to the idea of an official looking back over a life presented as now ended).

It is not unusual to find the use of qualifying expressions such as participles:


The self-presentation of Hekaib continues:


BM EA 1671, *ink nds ikr*
Line 1: *dd m r=f*
I was an astute individual,
who spoke with his (own) mouth

The owner is referred to the second time in the third person:  =f, moving from the specific individual to a generalized social characterisation by characterising the first person 'I' (specific individual) in generalized third person terms ('one who spoke with his own mouth').

In this example, the adjective ( ikr 'astute') and the participle ( dd 'who spoke') both qualify  nds. Often, however, ink is followed by a participle used on its own, to create a statement which means 'I was someone who did' (when using the past participle):

The official Key makes a common statement about appropriate behaviour:

BM EA 558,
Line 4: 
I was **one who said** what is good

This *characterisation* construction tells us about what he was like. It does not mean 'I said what is good' – this would be a description, using the past tense *sdm.n(=f)* form, and would tell us about what he did, rather than what he was like:

A made-up example to illustrate the point in the text:



iw dd.n=l nfrt
I **said** what is good

The two constructions differ clearly in form and also in meaning, just as their English translations do.

§50 Passive participles

Participles can either be active ('one who loved') or passive ('one who was (be)loved'). Unfortunately, the passive participles do not usually have a distinctive writing in Egyptian. However, the most common examples in our inscriptions concern the verbs *mr(i)* 'love' and *hs(i)* 'favour' which, as weak verbs, in the past passive participle do sometimes show a distinctive -y ending in the past passive participle. Since this is a rather common usage, we will discuss the point in some detail:

Inhuretnakht declares his status within his family:

BM EA 1783, Lines 2-3:
ink mry n it=f
I was **one beloved** of his father

In such a usage, the passive participle is often followed by the genitive 'of', either the indirect genitive (as in the last example) or the direct genitive:

Tjetji declares his status in relation to the king:

BM EA 614, Line 3:
ink mry nb=f
I was **one beloved** of his lord

The passive participle may even be followed by a suffix pronoun:

The stela of Tjetji continues:

BM EA 614, Line 3:

ink mry nb=f
hsy=f m hrt-hrw nt r' -nb
I was one beloved of his lord
and **favoured of him** (or, 'his favoured one')
in the course of every day

In expressions of familial affection, *mr(i)* sometimes occurs in the present/incomplete participle form *mrrw*. The reason for this is still much discussed and may have to do with the presence of the following plural genitive expression. However, a much easier way to understand this in the next example is to note that that the previous generation (the owner's mother and father) take the past passive participle, whereas his siblings (i.e. the present generation from his point of view) take the present passive participle:

Inhuretnakht's full declaration of his status within his family (this completes Study Exercise 5.4):

BM EA 1783, Lines 2-3:
ink mry n it=f hsy n mwt=f mrrw snw=f snwt=f im(3) n 3bt=f
I was one beloved of his father, praised of his mother, beloved of his siblings, and one gracious of/to his household

As an alternative, *mrrw* might be translated as a masculine relative form – see §52 below – and the translation reshaped: 'one whom his siblings love and one gracious to his household'.

Finally, you have already encountered the past passive usage on a number of occasions in various labels of filiation. A particularly good example occurs on BM EA 584, to be studied in Chapter 8:

Label before one of the sons of Khuenbik offering fowl:

BM EA 584: His son, his beloved, Ptahhotep

Often, though, we find a more abbreviated writing:

Label before the first sons in the third row of BM EA 571:

BM EA 571: His son, his beloved, Ameny

(In idiomatic English we might prefer 'his beloved son'.)

§51 **in + noun + participle**

The participles are also used in a construction introduced by *in*: *in + noun + participle* 'it is so-and-so who did'. Like its English equivalent, this construction highlights the person who performs an action. It occurs quite commonly in a dedication formula which identifies the donor of a stela:

The label above Niptahkau on the stela dedicated to his father Khuenbik (see Chapter 8, pp. 122-3):



BM EA 584: *in ss=f snh rn=f m-r ikdw n-ptk-ksw*
It is his son who made his name live (on),
the overseer of builders Niptahkau

§52 **Relative forms again**

In §37 above we introduced you to the past relative form. The relative form is in fact similar in usage to the participle. First of all, here is a table of the forms of the relative forms in the present and the past. As with the previous section on the relative form §37, we shall exhibit the form with a *-t* (although, as you will see, this is actually the *-t* of feminine agreement):

PRESENT OR INCOMPLETE			
STRONG		<i>sdmt=f</i>	what he hears
DOUBLING		<i>mst=f</i>	what he sees
WEAK		<i>mrrt=f</i>	what he loves
EXTRA WEAK		<i>ddt=f</i>	what he gives
PAST OR COMPLETE			
STRONG		<i>sdmt.n=f</i>	what he heard
DOUBLING		<i>mst.n=f</i>	what he saw
WEAK		<i>mrt.n=f</i>	what he loved
EXTRA WEAK		<i>rdit.n=f</i>	what he gave

(Compare with the forms of the participles in §46 above.)

In particular, like participles, relative forms display certain adjectival qualities. Thus they agree with the noun they accompany, for example taking a *-t* when going with feminine words. A good example occurs in the offering formula:

The offering formula in BM EA 558:

BM EA 558, Line 2: *ht -nbt nfr(t) w' b(t) nht ntr im*
everything good and pure on **which** a god **lives**

Also, just like adjectives, the relative forms show this helpful extra *-t* when used on their own with the meaning 'what someone does/did':

The stela of Ameny identifies his subordinate, Sahathor, with the epithet:



BM EA 162, *bsk=f ms n st-ib=f*
Central column: *irr hst=f r nb*
His true servant of his affection,
who does **what he favours** every day

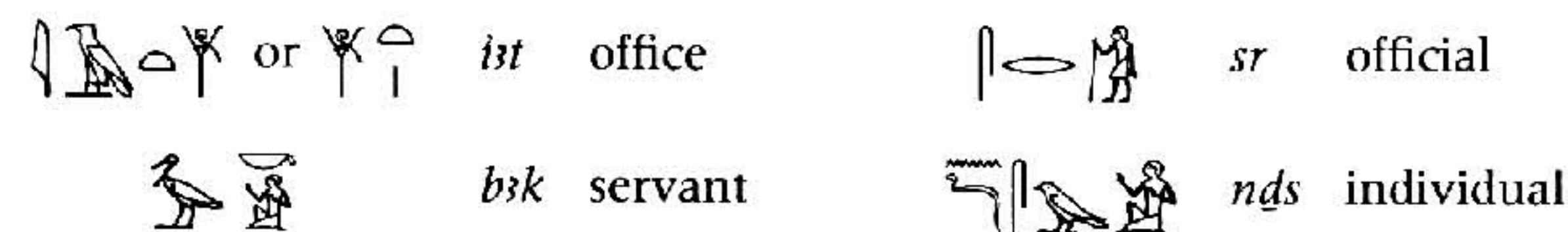
Masculine relative forms do not show such a *-t* and thus are harder to spot. Fortunately they are also fairly uncommon and need not concern us in this book. As noted in Chapter 5, p. 71, the filiation expressions for males *ir-n* and *ms-n* may well be examples of masculine relative forms.

Excursus: Middle Kingdom titles

In Chapter 3, various titles were introduced to provide you with a resource for your reading. In these notes, the titles are gathered together according to their function, to provide another convenient reference resource (the list includes some titles from other stelae in the British Museum).

General terms

Generic terms for office holding and status amongst the élite include the following:



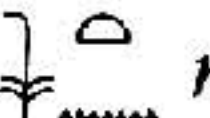
The term *ist* is the general term for a regular office or function. Such an office brought status, position and power, and also wealth through its attached estate (*pr*). The term *bsk* 'servant' was often used as a means of stressing the dependent relationship of one person on another and could be used of people who otherwise had high status. *nds* 'individual' was often used, particularly in the First Intermediate Period, for someone of high status who did not hold an official position.

The palace and the king

The 'palace' was an itinerant community gathered round the king, who, as well as residing at a central residential and administrative complex, also moved about the country in order to celebrate the festivals of Egypt's many gods. Officials would regularly visit the palace in order to renew their attendance on the king, before returning to the various regions to exercise their delegated authority.

Titles proclaiming attendance at court



 *šmsw pr ʿ3* follower of the palace  or  *rh nsw* royal intimate, king's adviser


Titles associated with the ritual appearances of the king are usually compounded with the word  *nsw* for 'king'.

Titles proclaiming attendance on the king

 *iry nfr-ḥst* keeper of the royal diadem  *imy-ḥnt* chamberlain (the one in front)

Titles proclaiming rank and authority delegated from the king



 *ḥtmty bity* king's seal-bearer  *smr wʿty* sole companion


Administrative titles are compounded with the word  *bity* for 'king'. *ḥtmty-bity* is prefixed only to high-level titles. As well as signifying high rank, the title indicated that the holder was authorised to use the royal seal.


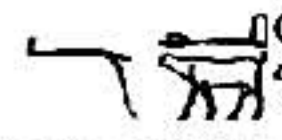
The treasury

For the monuments studied in this book, the officials attached to the treasury have particular importance:


Procurement, storage, dispensing and utilisation


 *m-r ḥtmt* treasurer (overseer of what is sealed)  *m-r ḥnwty* overseer of the chamber


 *ḥtmw hry-ʿ* seal-bearer, assistant (to the treasurer)

The title  *m-r ḥnwty* was originally more general. In origin it probably referred to the 'overseer of the chamber of the residence/palace'. However, by the Middle Kingdom the title had become split between a number of different branches of the administration. A particularly common *m-r ḥnwty* 'overseer of the chamber' was the  *m-r ḥnwty n m-r ḥtmt* 'overseer of the chamber for the treasurer', who seems to have been responsible for the procurement of raw materials (for example through mining) and for monumental building work.

Stewardship and production



 *m-r pr* overseer of the estate (steward)

 *m-r ikdw* overseer of builders


 *m-r šnʿ(w)* overseer of the provisioning areas


Regional authority

Titles associated with the government of regional districts:

 *ḥsty-ʿ* governor, mayor of a town  *wḥm(w)* reporter, herald


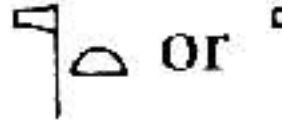

Military



 *m-r mšʿ wr* general-in-chief



 *ʿnh n nwt* soldier of the town regiment

Religious titles

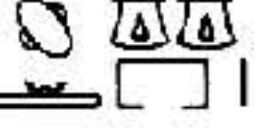
Titles associated with priestly functions. In the Middle Kingdom, there were few full-time priests, but élite men regularly served in the temples:

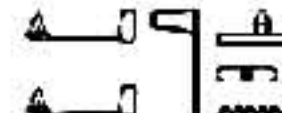
 *wʿb* *wʿb-priest*  or  *it ntr* god's-father

 *ḥm ntr* *ḥm-priest*  *ḥm k3* *ka-priest*

 *ḥry sšts* Keeper-of-secrets  *ḥry ḥbt* lector priest

Although we have divided secular and religious titles for convenience here, in practice these were intertwined in élite Middle Kingdom society, where the same person could hold both secular and religious titles at once. BM EA 585, where Sarenenutet has the following titles, provides an example of this:


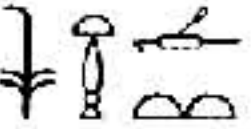
 *ḥsb šnwty* counter of the double granaries

 *dd ḥtp(w)-ntr n ntrw* offering-giver to the gods

Titles of women

In general women were not included in the formalisation of élite society through office holding, which tended to be a male preserve (you may already have noted that most women depicted on the stelae in this book are usually referred to by their family relationship with the male owner). However, some women are shown bearing a certain range of titles which usually accord with the status of their menfolk. Of particular note for the stelae studied in this book are those of high status:

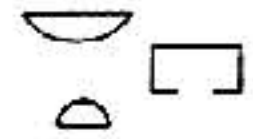
High status

 *hm(t)-ntr hwt-hr* priestess of Hathor
 *hkrt nsw wrt* sole lady in waiting

(*hkrt-nsw* means literally 'the king's ornament'.)

Another common title of elite women associates them with the running of the estate. It appears on stelae from the late 12th dynasty onwards:






Estate and household

 *nbt pr* lady of the house, mistress of the estate



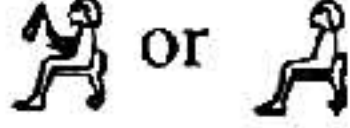








Exercises

7.1 Signs

a. 2-consonant and 3-consonant signs






 *wd*  *ht*  *ndm*
 *ms*  *hr*

b. Ideograms and determinatives






SIGN	EXAMPLE
 E58 – sail	 <i>tsw</i> breath
 or  A10/A11 – man of rank on chair with/without flail	 <i>šps</i> dignified, august, rich
 E10 – emblem erected outside the temple of Min	 <i>ist</i> office, function
 D18 – village with crossroads	 <i>nwt</i> town
 A7 – man holding stick and kerchief	 <i>sr</i> official




7.2 Words

Transliterate the following words written with these signs:

 sweet  create
 under, carrying  command (see also §21)
 strong, vigorous

7.3 A note on the writing of ir(i) 'to do'

A major exception to the rule on sound complements given in Chapter 2 is provided by the verb  *ir(i)* 'to do, make' (this verb also has many idiomatic meanings). When read *ir*, it is generally written  alone (an exception occurs on BM EA 558 in Study Exercise 7.7 where, for space reasons,  seems to be written for *irr*), while  is usually to be transliterated *irr* (a third form, , should always be transliterated *irr*):

 *ir*  *irr*, more rarely *ir*  *irr*

7.4 Translation

Transliterate and translate the following.


a. The self-presentation section of the stela of Hekaib begins in the following way, stressing the topic of self-reliance (you may consider adding 'own' in your translation to help bring this out), compare with §49 above:

BM EA 1671, Lines 1-2:





Notes

- The hieroglyphs are organised as they are on the original, except that the elements of the passage are separated out for your convenience. You may find that you need to insert 'and' occasionally in your translation.
- The pronoun =f is used to refer back to the owner of the stela as noted in §49 (as in: 'I was an official well respected in his district' or the like). The switch to the third person is normal in such constructions.
- šhsf ... r* 'to keep (something) at a distance from', idiom of impartiality.
- iwn* ʕ 'great pillar' is used metaphorically (cf. our own expression for someone being 'a tower of strength' or a 'pillar of the community')
- On the omission of the suffix pronoun =t 'I' in writing in the third sentence, see §35 above. Read *mity nb m nwt tn*.

b. The stela of Tjetji begins with the king's name and then Tjetji is introduced with a list of epithets:


BM EA 614, Line 1:


Notes

- i  is an early form of the papyrus roll . Another variant form is .
- ii On the dependent pronoun -sw, see §41.

7.5 Stela of Ity (BM EA 586)

Transliterate and translate the following, which is the lower section of the stela given as Exercise 6.6:


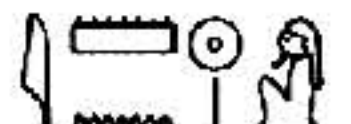



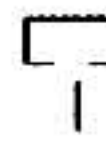
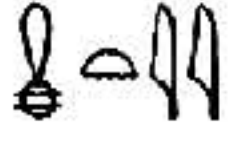
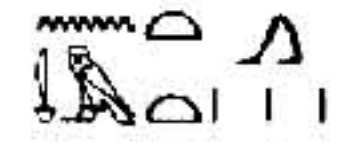

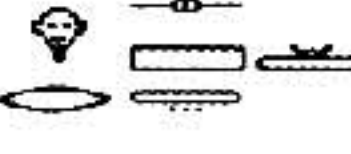


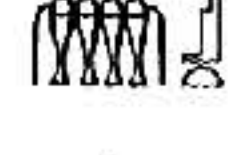





BM EA 586 (lower section)




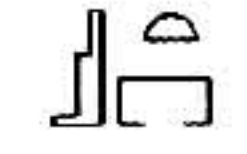


Notes

- i Notice the writing of the title *it-ntr* 'god's father' (cf. Exercise 6.6).
- ii Read *mry nb=f m3r* 'one truly beloved of his lord', where *mry* is a participle (see §50 above). *nb=f* is placed first through prestige (see §22).

VOCABULARY

	<i>tw</i>	pillar		<i>imn-r</i>	(the god) Amun-Ra
	<i>it-ntr</i>	god's father (priestly title)		<i>ity</i>	Ity (name)
	<i>wsst</i>	Thebes (place)		<i>pr</i>	house, estate
	<i>mty</i>	peer, equal		<i>nmlt</i>	journeys
	<i>r</i>	mouth		<i>hry-s3t3</i>	master of secrets (title)
	<i>hps</i>	strong arm		<i>hnty</i>	Khentyt (place-name)
	<i>hnt(y) st</i>	(one) foremost of position		<i>hrt-ib</i>	desire
	<i>sst</i>	daughter		<i>sst-wsrt</i>	Satwosret (name)

VOCABULARY (CONTINUED)

	<i>sst-sbk</i>	Satsobek (name)		<i>sw3</i>	to pass by, surpass
	<i>shsf</i>	to keep at a distance		<i>st</i>	place(s)
	<i>šps</i>	dignitary (literally, 'august one')		<i>šps</i>	dignity, wealth

7.6 Relative forms

The relative forms are used in a common late Middle Kingdom addition to the offering formula, which occurs on BM EA 143, the stela of Nakhti to be studied in Exercise 7.8:

The voice-offering can be extended after 'everything good and pure on which a god lives' as follows:

BM EA 143, Line 2: 


Notes

- i Remember that since these are relative forms, they will require translating here with 'which'. Also consult the table in §52 for the writings.
- ii See stela BM EA 143, Exercise 7.8, for vocabulary.


7.7 Study exercise: BM EA 558

The stela of Key on page 108 comes across as something of a compendium of standard expressions, rather than a smooth-running composition. Some of the sections of this inscription have already been used as examples in the main text. Transliterate and translate the stela with the help of the notes.

Notes

- i For the epithets, see §§47 and 50 above.
- ii For *it m*, read *it(.n=i) m*, parallel to *h3.n=i m*. Translate *m* as 'from'.
- iii For the omission of the suffix pronoun =*i*, see §35 above.
- iv For *ink* + participle, see §49 above.
- v *mrrt* is probably a present relative form, see §52 above.
- vi For the writing of the negative *n* as , see §38 above (in both *n dws(=i)* and *n wd(=i)*).
- vii The expression *n wd(=i) hwt m s=i* is not without its difficulties. In English idiom, you may wish to translate *m* as 'for/to'.
- viii There is some doubt as to whether *whm* should be read as a title or as part of a name *whm-ky*.

This inscription also introduces the important verb 'to come':

'come' – written in two forms:
 *ly(l)/tw(l)*
 a. with monogram of *l* and *Δ* walking legs
 b. with walking legs ideogram



BM EA 558
(carved and painted limestone; H. 80cm)

VOCABULARY

	<i>whm(w)</i>	reporter, herald (title: one who repeats)		<i>whm</i>	repeat
	<i>wḏ</i>	command		<i>mrti</i>	Merti (name)
	<i>nsw</i>	king		<i>r^c nb</i>	every day
	<i>rh-nsw</i>	king's adviser (title)		<i>h3(i)</i>	descend, go down
	<i>hwt</i>	beating		<i>hry-tp</i>	chief, superior
	<i>hrp</i>	director of king's advisers		<i>hrt-hrw</i>	course of the day
	<i>s</i>	man		<i>spst</i>	district
	<i>ky</i>	Key (name)		<i>ḏws</i>	denounce

7.8 Study exercise: BM EA 143

Transliterate and translate the stela of Nakhti (BM EA 143) on p. 110. You may wish to make use of your work for Exercise 7.6.

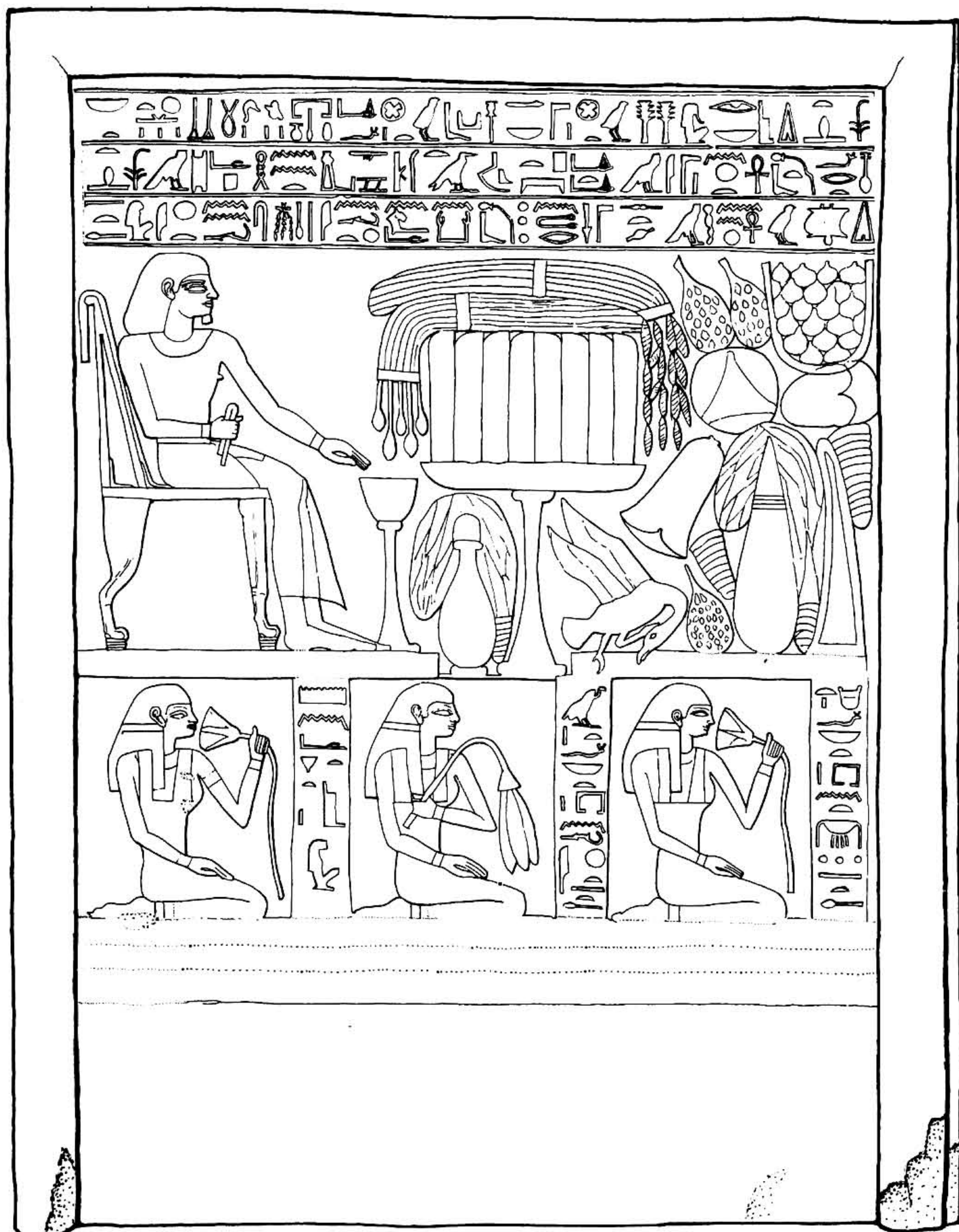
VOCABULARY

	<i>sst</i>	Iset, Isis (name)		<i>in(i)</i>	bring
	<i>pt</i>	sky, heavens		<i>mwt=f</i>	his mother
	<i>mn^ct</i>	wet-nurse		<i>ms-n</i>	born of
	<i>nbt pr</i>	lady of the house		<i>nḥti</i>	Nakhti (name, both male and female)
	<i>nt-nbw</i>	Netnebu		<i>nḏm</i>	sweet
	<i>h^cpy</i>	the inundation (as the god Hapy)		<i>hmt=f</i>	his wife
	<i>snṯr</i>	incense		<i>km3</i>	create
	<i>st</i>	smell, scent		<i>t3w</i>	breath

Notes

- i Translate *m* near the end of Line 3 as 'as' (an elaboration into three parts: offering, breath and incense).
- ii In the writing of Abydos and Djedu the town determinative has been expanded as though it were the word *nwt* 'town'. However, it is still simply the determinative for Abydos and Djedu, not a separate word.
- iii In the first column of women, the first sign is a writing of *hm*.

- iv This stela shows a number of features which place its date rather late in the sequence of stelae studied in this book. The word for Djedu is written with two *dd*-signs, suggesting a date of at least the late 12th dynasty. This is confirmed by the use of *n k3 n* without *imsh(w)* (see §26) and by the use of the *ddt pt*-formula. It is thought that the 'breath-of-life' formula only came into use in the 13th dynasty; if so, this would suggest a date in the early 13th dynasty for this stela.



BM EA 143
(carved and painted limestone; h. 81.2cm)

Chapter 8

The future

In this final chapter, we will introduce you to the 'appeal to the living' formula in which the deceased calls upon future generations to maintain his funerary cult. We will also look at the future tense used particularly to express wishes and expectations.

§53 The *sdmty.fy* form

In expressing the future, the place of the participle is taken by the *sdmty.fy* form: '(someone) who will/may do something'. This form has the same uses as the participles, but has its own particular endings. In its fullest writings the *sdmty.fy* form displays the following forms:

MASCULINE	FEMININE	PLURAL (BOTH GENDERS)
<i>sdmty.fy</i>	<i>sdmty.sy</i>	<i>sdmty.sn</i>

Often, however, the *ny* of the endings is omitted:

The stela of Mentjuhotep in the Fitzwilliam Museum, Cambridge, has an appeal to the living which begins:

Fitz.E9.1922,
Line 1: *i nhw tpw ts swst(y).sn hr ts pn*
O the living upon the earth **who may pass** by this tomb

(See §54 below for the form of the appeal to the living and its vocabulary.)

As with participles, the *sdmty.fy* form can be used with a noun (in this example, *swst(y).sn* 'who may pass' goes with 'the living') or on its own ('someone who will do something').

§54 The appeal to the living

The *appeal to the living* formula is found on many stelae. A simple example is:

The *appeal to the living* of the chamberlain Minnefer (year 29 of Amenemhet II):

BM EA 829,
Lines 4-5:



i ʿnhw tpw ts hm(w)-ntr hm(w)t-ntr wʿbw nw r-pr pn
dd=tn h3 t hnkt k3 spd n imsh(w) m-r ʿhnwty mnw-nfr m3c-hrw
 O living ones upon the earth, the *hm*-priests and *hm*-priestesses,
 and the *wʿb*-priests of this temple,
 may you say, 'A thousand (of) bread, beer, ox and fowl for the
 revered one, the overseer of the chamber Minnefer, the justified'

(See the Reference table on p. 148 for the suffix pronoun =*tn* 'you'.)

The appeal to the living is composed of two basic elements plus a further, optional element:

a. Hailing the visitor

The owner of the memorial addresses the passers-by; the visitors are hailed, typically in the form:

As we saw above, the stela of Mentjuhotep begins with an appeal to the living:



Fitz.E9.1922,
 Line 1: *i ʿnhw tpw ts ...*
 O the living upon the earth ...

This is composed of the following words:



(On the form of *tpw* 'upon', see §60 below.)

There may follow an enumeration of the people likely to pass by – such as temple staff and scribes – who are often hailed in passing the monument:

The stela of Mentjuhotep continues:



Fitz.E9.1922,
 Line 1: *i ʿnhw tpw ts swst(y).sn hr is pn*
 O the living upon the earth **who may pass** by this tomb

As in this example, in hailing the visitor, the verb *sw3* 'to pass' (*hr* 'by') is typically used in the *sdmty.fy* form: *sw3ty.sn* '(they) who shall pass'. *sw3* can be written in the following ways:

FULLER WRITINGS

ABBREVIATED WRITINGS



(Note the abbreviated writings with × D7 crossed sticks.)

b. The offering request

The owner requests that offerings or prayers be made or said for him:

From BM EA 829:



BM EA 829,
 Line 5: *dd=tn h3 t hnkt k3 spd n imsh(w) m-r ʿhnwty mnw-nfr m3c-hrw*
 May you say, 'A thousand bread, beer, ox and fowl for the revered
 one, the overseer of the chamber Minnefer, the justified'

The request for saying the offering formula uses the future *sdm(=f)* form discussed below in §55.

c. The appeal to goodwill or piety

The appeal to the living is often augmented by a third element – an invocation of the goodwill or piety of the visitors, or a declaration of the benefits visitors will gain if they make the offering. Sometimes this is included in hailing the visitors in the form of participles:

The appeal to the living of the priest Mentjuhotep:



Fitz.E9.1922,
 Line 1: *i ʿnhw tpw ts swsty.sn hr is pn*
mrrw ʿnh msddw hpt
dd=tn sh3 sr hnty-imntw mntw-hpt
 O living ones upon the earth who may pass by this tomb
 and **who love life and who hate death**,
 may you say, 'May Osiris Khentyimentu transfigure Mentjuhotep'

(*mrrw* and *msddw* are both participles; see §46 above.)



Often, however, the appeal to the goodwill or piety of the visitor takes the form of a separate clause (here beginning *m + mrr=tn*) leading on to the request to say the offering:

The appeal to the living of the overseer of builders Khuenbik:




BM EA 584,
 Lines 3-5: *i ʿnhw swst(y).sn hr mʿhct in m hd m h3ft*
m mrr=tn šms wp-w3wt r nmtt=f nb
dd=tn t hnkt

O living ones who may pass by this cenotaph in going north or in going south,
as you wish to follow Wepwawet at his journeys,
may you say, 'Bread and beer ...'

Grammatically, the first clause is sometimes introduced by  *m* 'as' and the request clause sometimes by  *mi* ('just as ..., so you should say ...')

§55 Wishes, expectations and requests: the future *sdm(=f)*

The form used to express wishes, requests, expectations and the like is the future *sdm(=f)*. In the appeal to the living, you have already, in fact, encountered the future *sdm(=f)* form of  *dd* ('say'):

The appeal to the living of the chamberlain Minnefer once more:




BM EA 829, *i nḥw tpw t3 ḥm(w)-ntr ḥm(w)t-ntr wḥbw nw r-pr -pn*
Lines 4-5: *dd=tn ḥ3 t ḥnkt k3 3pd n imsh(w) m-r ḥnwty mnw-nfr m3c-ḥrw*
O living ones upon the earth, the *ḥm*-priests and *ḥm*-priestesses,
and the *wḥb*-priests of this temple,
may you say, 'A thousand (of) bread, beer, ox and fowl for the
revered one, the overseer of the chamber Minnefer, the justified'

The future *sdm(=f)* is a form distinct from the present *sdm(=f)* noted in §42 above (although the two can be difficult to distinguish by the writings alone). The future *sdm(=f)*, for example, is not used with auxiliaries such as *tw*. Its full forms are given in §59 below (you may wish to compare the writings of the two forms in the reference tables on pp. 145 and 146).

§56 The Abydos formula

The Abydos formula is a fairly standardised set of afterlife wishes. The mature version belongs to the first half of the 12th dynasty with earlier (less standardised) versions occurring in the 11th dynasty. The full formula has twenty elements (as in BM EA 567), but many texts contain a selection:

A brief version of the Abydos formula occurs on BM EA 162:

BM EA 162, 
Lines 4-6:
di.t(w) n=f cwy m nšmt ḥr w3(w)t imntt
šsp=f htpt ḥr htpt 3 m ḥb(w) n ḥrt-ntr
dd.t(w) n=f iw m ḥtp in wrw n 3bdw m w3g m dḥwt ...

May hands/help be given to him in the Neshmet-bark on the ways of the west;
May he receive offerings on the great altar on the festivals of the necropolis;
May 'Welcome in peace' **be said** for him by the great of Abydos: on the Wag-festival and on the Thoth-festival ... (a list of festivals follows)

(*.t(w)* is the affix of the passive with *in* used for 'by' ('may something be done by someone').

You will be studying this formula in the Exercises to this chapter.

§57 Purpose and causation

a. Purpose/result clauses

The future *sdm(=f)* is also used to express purpose or result ('so that', 'in order that'). This is the form used in the offering formula:

The offering formula from BM EA 558:

BM EA 558, 
Lines 1-2:


htp-di-nsw 3sir nb ddw ntr 3 nb 3bdw
di=f prt-ḥrw t ḥnkt k3 3pd šs mnht ...

An offering which the king gives to Osiris lord of Djedu, great god, lord of Abydos,
so that he might give an invocation offering of bread, beer, ox and fowl, alabaster and linen ...

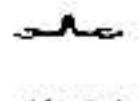
b. Causation

We have already noted the use of the verb *rdi* to express causation when followed by another verb with the sense of 'to cause/have/let/allow someone to do something' (see §40). This other verb goes in the future *sdm(=f)* form:

Ikhnofret's description of the great procession of Osiris:

Berlin 1204, 
Lines 18-19: *iw ir.n=i prt 3t šms=i ntr r nmtt=f di.n=i škd dpt-ntr*
I conducted the great procession, following the god at his travels,
and I made the god's boat **sail**

§58 Negation

The future *sdm(=f)* in its main usage is negated by  *nn* + future *sdm(=f)*: 'you will/may not do that':

The bottom section of BM EA 101 is based on the goodwill and wish elements of the appeal to the living (i.e. that good things will happen to passers-by when they say the offering formula for the deceased):

BM EA 101, Lines 2-4:

swd=tn is(w)t=tn n hrd(w)=tn ... nn hkr=tn nn ibi=tn
 You will hand over your offices to your children ... you will not be hungry, you will not be thirsty

§59 Forms of the sdmty.fy and the future sdm(=f)

The sdmty.fy and the future sdm(=f) have the following forms:

a. sdmty.fy

	SINGULAR		PLURAL
	MASCULINE	FEMININE	
STRONG	sdmty.fy	sdmty.sy	sdmty.sn
DOUBLING - doubling	m3ty.fy	m3ty.sy	m3ty.sn
WEAK	šdty.fy	šdty.sy	šdty.sn
EXTRA WEAK - rdt shows r	rdity.fy	rdity.sy	rdity.sn
ty(i)/tw(i) - shows iw	lwty.fy	lwty.sy	lwty.sn

b. The future sdm(=f):

	FUTURE sdm(=f)		
STRONG	sdm=f		may he hear
DOUBLING - no doubling	m3=f		may he see
WEAK	mr=f or mry=f		may he love
EXTRA WEAK	di=f (no r)		may he give

SPECIAL CASES

iwt=f (with extra -t)	may he come
int=f (with extra -t)	may he bring

Notes

- i The verb m33 'to see' also displays a form m3n=f.
- ii The weak verb form with -y is most common in the first person.
- iii The forms from the verbs 'come' and 'bring' show an extra t.

§60 Adjectives in -y

When used with nouns, a special adjective form of the preposition is used:

The stela of Mentjuhotep:

Fitz.E9.1922,
 Line 1: i nhw tpw ts ...
 O the living (who are) upon the earth ...

Here tpw is an adjective derived from the preposition tp ('upon'). As an adjective tpw agrees with the noun nhw (both show the plural -w). This form is termed the adjective in -y (the -y only occurs in the masculine singular form). Some prepositions display a distinctive writing in the adjective in -y:

PREPOSITION	ADJECTIVE IN -y
m in	imy (which/who is) in
r at, towards in relation to	try (which/who is) at, towards, relating to
hr upon	hry (which/who is) upon
tp upon	tpy (which/who is) upon

Adjectives in -y agree with their nouns in number and gender:

		ADJECTIVES IN -y			
		SG.	PL.	SG.	PL.
MSC.	-y	imy	imw	imy	imw
FEM.	-t	imt	imt	imt	imt

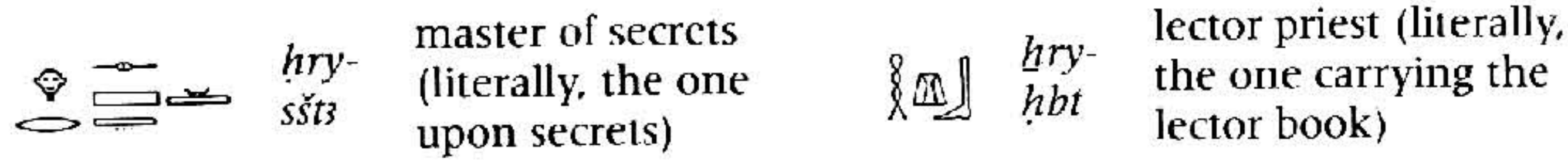
In writing, however, -y and -w are often omitted:

The stela of Inhuretnakht begins with an offering formula invoking Anubis:



BM EA 1783, Line 1: *h̄tp-di-nsw inpw tp(y) dw=f im(y) wt nb ts dsr*
 An offering which the king gives (to) Anubis who is **upon** his mountain, **the one in** the wt-fetish, lord of the sacred land

Adjectives in -y are common in titles, for example:



(*hry* is derived from the preposition *hr* 'under', which is also used with the sense of 'carrying'.)

Like other adjectives, the adjectives in -y can be used on their own ('the one who ...', 'the thing which ...'). A particular example is the name of Khentyimentu 'the foremost of the westerners':

The stela of Khuenbik begins with an offering formula invoking Osiris:



BM EA 584, Line 1: *h̄tp-di-nsw sstr nb ddw hnty-imntw (ntr) 3 nb 3bdw*
 An offering which the king gives to Osiris lord of Djedu, **Khentyimentu**, great (god), lord of Abydos

(*ntr* has been omitted in the phrase *ntr 3* 'great god')

hnty is an adjective in -y meaning '(the one) at the front'. *imntw* is also an adjective in -y, derived from the noun *imnt* 'the west' and means 'the ones of the west', 'westerners'. So *hnty-imntw* means 'the one at the front of the westerners' (the 'westerners' are the dead, the people in the realm of sunset).


VOCABULARY

	<i>is</i>	tomb		<i>mnw-nfr</i>	Minnefer
	<i>mntw-htp</i>	Mentjuhotep		<i>msd(i)</i>	hate
	<i>r-pr</i>	temple		<i>hm(w)-ntr</i>	<i>hm</i> -priests
	<i>hm(w)t-ntr</i>	<i>hm</i> -priestesses		<i>hpt</i>	death
	<i>ssh</i>	transfigure			

Exercises

8.1 Signs

a. 2-consonant and 3-consonant signs:



b. Three other signs which are useful at this point:

SIGN	EXAMPLE
	E30/E31 – combination of E29 and D32 (and C11 – sandy hill-slope)
	E17 – dagger. Used in the adjective in -y <i>tpy</i> (who is) upon. See §60 above
	E33 – two planks crossed and joined. Used in the adjective in -y <i>imy</i> (who is) in. See §60 above

8.2 Words


Transliterate the following words:

	receive, take		transfigure
	tomb, cenotaph		entourage
	tomb		akh-spirit

(The blessed dead become *sh*-spirits in the afterlife by being transfigured (*ssh*) after death.)

8.3 BM EA 567

BM EA 567 (shown on p. 120) begins with a date, an offering formula, and then moves onto a full set of the twenty elements of the Abydos formula, of which a selection are given here, including some mentioning the Abydos mysteries. Ignore the sections in grey.



BM EA 567
(carved limestone; w. 63.5cm)

Notes

- i See notes to Exercise 7.8 for the writing of the determinative of *ḏdw* and *ḏḏw*.
- ii Wepwawet has the epithet *ḥnty ḏḏw* 'the one at the front/head of Abydos' (see §60 above for *ḥnty*).
- iii The names of Heket and Khnum are written with their frog and ram determinatives respectively.
- iv *ḥt -nbt nfr(t) pr(r)t m-bšḥ nṯr ʿ3* 'everything good which goes before the great god'. *pr(r)t* is a participle.
- v In Line 5 the Abydos formula begins with *ms.t(w) -n=f ʿwy ḥr ...* 'May arms be presented to him carrying ...' The two groups of the venerated dead noted are *šmsw n ʿst* 'the followers of Osiris' and *tp-ʿ ḥprw ḥr-ḥst* 'the ancestors who existed before'.
- vi In Line 5 *-ḥw* is the dependent pronoun 'you' (the owner Amenemhet is sometimes referred to as 'he' sometimes as 'you'). See §41.
- vii On *šnyt im(yt) ḏḏw*, see §60.
- viii In Line 8 *ḏ* in *ḏḏ* is flatter than the normal form. Notice that it does not have the horns of the *f*-viper.

- ix Translate *nšmt wrt r nmtt=s* as 'when the great *nšmt*-bark is at its journeys'.
- x In Line 10 *ḥ-wr*, the nome containing Abydos, here refers to the inhabitant of the nome, hence it can have a 'mouth'.
- xi Insert 'at' in your translation before *ḥskr* in Line 10.
- xii The vigil of Horus-*šn* or Horus the fighter remains one of the most elusive aspects of the Osiris mysteries, although it probably refers to part of the rites concerned with the reanimation of the dead Osiris.

When you have finished both Exercises 8.3 and 8.5, you may wish to compare the Abydos formulae on the two stelae.

VOCABULARY

	<i>itw</i>	welcome		<i>ʿwy</i>	arms
	<i>wr(w)</i>	the great		<i>m-bšḥ</i>	before
	<i>ms</i>	present, offer		<i>r-pkr</i>	Ro-Poker (Poker)
	<i>ḥskr</i>	Haker-rites		<i>hnw</i>	jubilation
	<i>ḥnr</i>	together with		<i>ḥtp</i>	offerings, peace
	<i>ḥnty</i>	(the one) at the front		<i>ḥr</i>	carrying, under
	<i>sdm</i> < <i>sdm</i>	hear (the <i>ḏ</i> has changed into <i>d</i> over time)		<i>sd3</i>	travel
	<i>sdrt</i>	vigil		<i>šmsw</i>	followers
	<i>šnyt</i>	entourage		<i>grḥ</i>	night
	<i>ḥ-wr</i>	Tower (nome)		<i>tp(w)-ʿ</i>	ancestors

sdryt nt ḥr-šn the vigil of Horus-*šn*

8.4 Study exercise: BM EA 584

Transliterate and translate the stela of Khuenbik (BM EA 584 shown on p. 122) with its appeal to the living.

Note

In Lines 4–5 *m mrr=tn šms wp-w3wt r nmtt=f nb* 'in that you wish to follow Wepwawet at all his journeys'; *šms* is in the infinitive form and supplies the object of the wish.



BM EA 584
(carved limestone; H. 53cm)

VOCABULARY

	<i>m hsft</i>	in going south		<i>m hd</i>	in going north
	<i>m-r ikdw</i>	overseer of builders		<i>m'ht</i>	cenotaph, tomb
	<i>msi-n-hr</i>	Maienhor (name)		<i>pth-htp</i>	Ptahhotep (name)
	<i>n-ptk-kzw</i>	Niptahkau (name)		<i>nmtt</i>	journeys

VOCABULARY (CONTINUED)

	<i>rn</i>	name		<i>rrwt</i>	Rerut (name)
	<i>hkt</i>	(the goddess) Heket		<i>htp</i>	offerings
	<i>hw-n-bik</i>	Khuenbik (name)		<i>hnmw</i>	(the god) Khnum
	<i>s'nh</i>	make live, perpetuate		<i>smyt imntt</i>	the western desert
	<i>sms</i>	to follow		<i>df(3w)</i>	provisions

8.5 Study exercise: BM EA 162

The final stela for you to study is BM EA 162, the stela of the general-in-chief Ameny. The stela is shown on p. 125. As usual, transliterate and translate with the help of the accompanying vocabulary.

Notes

- i See Exercise 3.3 for vocabulary for the offering formula section.
- ii Read *di.t(w)* at the beginning of Line 4 with for .
- iii See Chapter 7 for the structure of the various epithets.

VOCABULARY

	<i>i(i)w</i>	welcome		<i>rwy</i>	arms
	<i>wr(w)</i>	the great		<i>hb(w)</i>	festivals
	<i>htp</i>	peace, satisfaction		<i>htpt</i>	offerings
	<i>htp 3</i>	great altar		<i>ssp</i>	receive

FESTIVALS

	<i>w3g</i>	Wag-festival		<i>prt mnw</i>	procession of Min
	<i>dhwt</i>	Thoth-festival		<i>prt spdt</i>	procession of Sothis
	<i>hb skr</i>	Soker-festival		<i>tp-rnpt</i>	beginning of the lunar year

TITLES AND OCCUPATIONS

	<i>hm-ntr hwt-hr</i>	priestess of Hathor		<i>m-r htmt</i>	overseer of the treasury
	<i>hm-k3</i>	ka-priest		<i>m-r msc'wr</i>	general-in-chief

TITLES AND OCCUPATIONS (CONTINUED)

	<i>wb3t</i>	cup-bearer		<i>n3t</i>	hairdresser
	<i>hry-pr</i>	domestic servant			

NAMES

	<i>imny</i>	Ameny
	<i>hwyt</i>	Khuyet
	<i>hnt-hy-htp</i>	Khenetkhetyhetep
	<i>ss-hwt-hr</i>	Sahathor
	<i>sst-sbk</i>	Satsobek
	<i>mdhw</i>	Medhu
	<i>ss-hnt-hy</i>	Sakhenetkhety
	<i>sswtyt</i>	Sautyt
	<i>sst-hnt-hti</i>	Satkhentkhety
	<i>df3-h-p(y)</i>	Djefahapy

Once you have read this stela, it will no doubt strike you that the owner himself is actually missing from the figures shown. This is because, like a number of stelae from Abydos, BM EA 162 belongs to a group dedicated in an offering-chapel at the site. Unfortunately, Abydos was cleared of many of its Middle Kingdom monuments by collectors and early archaeologists in the nineteenth century without a proper record being made of the find-sites. It is only through the work of scholars scouring the museum collections of the world and sifting through the sparse archaeological record that original groups of stelae are gradually being reassembled.

Fortunately, BM EA 162 has been allocated to a group now known conventionally as Abydos North Offering Chapel (ANOC) 2. It has a companion, now in the Egyptian Museum, Cairo (CCG 20546), which shows the same style and phraseology: the two were clearly made in the same workshop as a pair. It too lacks a figure of Ameny himself; instead it depicts further relatives and dependants looking from left to right (whereas in BM EA 162 they look from right to left). This pair of stelae no doubt framed a central stela depicting Ameny himself; one piece which has been proposed is in the Musée du Louvre, Paris (C35).



BM EA 162
(carved limestone; H. 113cm)

About the Front Cover



The cover shows a detail of an inscribed ritual tool used in the rite of 'opening the mouth' – an obscure ceremony designed to breathe life into an embalmed corpse, a statue or an inscribed image. The text records a dedication from Senwosret I to his celebrated predecessor (here termed *it* '(fore)father'), Mentjuhotep II of the 11th Dynasty, who is here identified by his praenomen Nebhepetre.

MMA 24.21: *ntr nfr nb tswy s-n-wsrt
ir.n=f m mnw=f n it=f nb-hpt-r' m3'-hrw*

The perfect god, the lord of the twin lands, Senwosret:
he has made a dedication for his father,
Nebhepetre, the justified.

mnw 'dedication' refers here to the opening of the mouth implement itself and the rites associated with it. *mnw* is often translated as 'monument' in dictionaries, but actually refers more generally to royal dedications, here for a celebrated royal predecessor.

The appearance of an extra *m* before the object *mnw* is a standard part of this dedication formula, although the reason for it is still disputed by scholars (as indeed are the intricacies of the grammar of the formula) – so you certainly should not worry too much about it. According to one suggestion, it indicates that it is the dedication of the object itself which is seen as the focal-point of the formula, focusing on Senwosret's performance of the commemorative functions of kingship through supplying the opening of the mouth implement for the animation of statues of his celebrated predecessor.

VOCABULARY

	<i>mnw</i>	dedication		<i>nb-hpt-r'</i>	Nebhepetre
--	------------	------------	--	------------------	------------

Hieroglyphic sign-lists for the exercises

The following lists are intended to help you to identify particular hieroglyphs quickly and easily, and then work out how they have been used to write words. You can also, if you wish, treat them as a convenient resource for memorising some of the most commonly used hieroglyphs.

List I: 1-consonant signs

'		Called <i>aleph</i> . Originally a throaty trill, it later became a stop, as in cockney pronunciation of <i>bottle</i> as <i>bo'l</i> , and a <i>hat</i> as a 'a'
i		Called <i>yodh</i> . Originally a stop, it tended to sound more like <i>y</i> . A weak sound, often not written
y	¹ ²	Like <i>y</i> in <i>yes</i>
r		Called <i>ayin</i> . A throaty gurgle, like saying <i>a</i> whilst swallowing
w	¹ ²	Called <i>waw</i> . Like <i>w</i> in <i>wet</i> . A weak sound, often not written
b		Like <i>b</i> in <i>bet</i>
p		Like <i>p</i> in <i>pet</i>
f		Like <i>f</i> in <i>fit</i>
m		Like <i>m</i> in <i>met</i>
n		Like <i>n</i> in <i>net</i>
r		Like <i>r</i> in <i>rain</i> , but distinctly trilled as in Scots pronunciation
h		Like <i>h</i> in <i>home</i>
h		Emphatic <i>h</i> pronounced in the throat
h		Like Scots <i>ch</i> in <i>loch</i>
h		Slightly softer than <i>h</i> , like German <i>ch</i> in <i>ich</i>
s	¹ ²	Like <i>s</i> in <i>soap</i>
š		Like <i>sh</i> in <i>ship</i>
k		<i>k</i> pronounced at back of mouth, like Arabic <i>q</i> in <i>Qur'ân</i> (Koran)
k		Like <i>k</i> in <i>kit</i>
g		Like <i>g</i> in <i>get</i>
t		Like <i>t</i> in <i>tub</i>
t		Like <i>t</i> in <i>tune</i>
d		Like <i>d</i> in <i>did</i>
d		Like <i>j</i> in <i>joke</i> , or French <i>di</i> in <i>dieu</i>

A13	A14	A15	A16	A17	A18	A19	A20	A21	A22	A23	A24
A25	A26	A27	A28	A29	A30	A31	A32	A33	A34	A35	A36
A37	A38	A39	A40	A41	A42	A43	A44	A45	A46	A47	A48
A49	A50	A51	A52	A53	A54	A55	A56	A57	A58	A59	A60
A61	A62										

§B. Signs depicting creatures or parts of their bodies

B1	B2	B3	B4	B5	B6	B7	B8	B9	B10	B11	B12
B13	B14	B15	B16	B17	B18	B19	B20	B21	B22	B23	B24
B25	B26	B27	B28	B29	B30	B31	B32	B33	B34	B35	B36
B37	B38	B39	B40	B41	B42	B43	B44	B45	B46	B47	B48
B49	B50	B51	B52	B53	B54	B55	B56	B57	B58	B59	B60
B61	B62	B63	B64	B65	B66	B67					

§C. Signs involving sky, earth, water, or plants

C1	C2	C3	C4	C5	C6	C7	C8	C9	C10	C11	C12
C13	C14	C15	C16	C17	C18	C19	C20	C21	C22	C23	C24
C25	C26	C27	C28	C29	C30	C31	C32	C33			

§D. Other small signs

D1	D2	D3	D4	D5	D6	D7	D8	D9	D10	D11	D12
D13	D14	D15	D16	D17	D18	D19	D20	D21	D22	D23	D24
D25	D26	D27	D28	D29	D30	D31	D32	D33	D34	D35	D36
D37	B45										

§E. Other tall signs

E1	E2	E3	B54	E4	E5	E6	E7	E8	E9	E10	E11
E12	E13	E14	E15	E16	E17	E18	E19	E20	E21	E22	E23
E24	E25	E26	E27	E28	E29	E30	E31	E32	E33	E34	E35
E36	E37	E38	E39	E40	E41	E42	E43	E44	E45	E46	E47
E48	E49	E50	E51	E52	E53	E54	E55	E56	E57	E58	E59
E60	E61	E62	E63	E64	E65	E66	E67	E68	E69	E70	E71

§F. Other broad signs

F1	F2	F3	F4	F5	F6	F7	F8	F9	F10	F11	F12
F13	F14	F15	F16	F17	F18	F19	F20	F21	F22	F23	F24
F25	F26	F27	F28	F29	F30	F31	F32	F33	F34	F35	F36














F37	F38	F39	F40	F41	F42	F43	F44	F45	F46	F47	F48
F49	F50	F51	F52	F53	F54	F55	F56	F57			

Full list













§A. Signs depicting people or parts of the human body



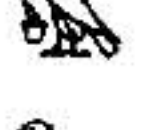






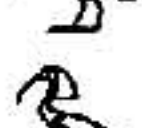








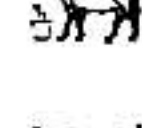








A1		man seated	(1) det. man, occupations of men; (2) ideo. or det. 'I, me, my' (§36, §41, §49)
A2		woman seated	det. woman, occupations of women
A3		god seated	det. god, names/titles of gods
A4		goddess with feather on head	ideo. or det. <i>ms't</i> 'harmony', especially if personified as a goddess (compare with B27)
A5		man seated with hand to mouth	det. eat, speak, emotion (§6)
A6		man kneeling in adoration	det. <i>hnw</i> 'jubilation'
A7		official with staff and leather grip	(1) ideo. <i>sr</i> 'official'; (2) hence det. official
A8		man leaning on forked stick	ideo. <i>smsw</i> 'elder, eldest'
A9		old man leaning on stick	det. or abb. <i>isw</i> 'old'
A10		official holding flail	(1) ideo. <i>špsy</i> 'dignified' and related words; (2) det. deceased official
A11		official seated	alternative form of A10
A12		man striking two-handed with staff	det. effort, action, violence
A13		man striking	ideo. or det. <i>hwi</i> 'strike'
A14		man building wall	(1) det. build; (2) abb. <i>ikd</i> 'builder'
A15		man falling	det. fall, fell, overthrow
A16		man falling with blood streaming	det. enemy
A17		man gesturing	det. <i>i</i> the interjection 'O!'
A18		man standing with hand to mouth	det. <i>srh</i> 'talk about, accuse'
A19		man with arms raised in joy	det. rejoice
A20		man with arms in adoration	(1) abb. <i>dws</i> 'adore'; (2) hence det. adore
A21		man slumped	det. tired, weak

A22		woman giving birth	det. give birth
A23		infant	(1) det. child; (2) hence abb. <i>hrd</i> 'child'; (3) 2c. <i>nn</i> (or <i>nmi</i>)
A24		soldier	ideo. or det. <i>ms'r</i> 'expedition, army'
A25		man seated with dagger	ideo. or det. <i>iry</i> 'keeper'
A26		royal figure with flail	(1) variant of A27; (2) det. <i>hnty-imntw</i> (a name of the god Osiris)
A27		royal figure	(1) abb. <i>nsw</i> 'king'; (2) det. names of the god Osiris
A28		figure of Amun	ideo. <i>imn</i> '(the god) Amun'
A29		priest com. water pouring from jug	(1) alternative for A55; (2) hence ideo. <i>w'b</i> 'priest'
A30		mummy on bier	det. lying down, death
A31		face	(1) ideo. <i>hr</i> 'face', 'on'; (2) hence 2c. <i>hr</i>
A32		head in profile	(1) ideo. <i>tp</i> 'head', 'upon'; (2) hence 2c. <i>tp</i>
A33		hair	det. hair
A34		front of face	det. face, nose, e.g. <i>sn</i> 'kiss'
A35		eyes com. falcon markings	ideo. <i>ptr</i> 'observe, view'
A36		eye	(1) 2c. <i>ir</i> ; (2) det. <i>ms</i> 'see'
A37		eye with cosmetic	det. actions or conditions of the eye
A38		mouth	(1) ideo. <i>r</i> 'mouth'; (2) hence 1c. <i>r</i>
A39		hand	1c. <i>d</i>
A40		arm	(1) ideo. <i>c</i> 'arm'; (2) hence 1c. <i>c</i> ; (3) often alternative for A41–44
A41		arm offering loaf (E61)	(1) ideo. <i>di</i> or <i>rdi</i> 'give', alternative for E61; (2) read <i>m</i> or <i>mi</i> in the names <i>b3-mkt</i> and <i>dws-mwt=f</i> by confusion with another sign
A42		arm holding stick	det. action, violence, effort, alternative for A12
A43		arm holding flail	2c. <i>hw</i>
A44		arm holding wand or lettuce	ideo. <i>dsr</i> 'sacred' and related words
A45		arms holding shield and axe	ideo. <i>h3</i> 'fight' and related words
A46		arms rowing	2c. <i>hn</i>
A47		arms gesturing denial	ideo. the negative words <i>n</i> (§39) and <i>nn</i> (§58)
A48		arms raised	(1) ideo. <i>k3</i> 'ka'; (2) hence 2c. <i>k3</i>
A49		arms com. E3	abb. <i>hm-k3</i> 'ka-priest'

A50		boat's mast (E56) com. A40	3c. <i>ḥr</i> , alternative for E56
A51		breast	det. breast, suckle
A52		penis	(1) det. male; (2) 2c. <i>mt</i>
A53		penis with issue of fluid	det. or abb. <i>bšḥ</i> in <i>m-bšḥ</i> 'in the presence of'
A54		lower leg	1c. <i>b</i>
A55		A54 com. water pouring from jug	ideo. or det. <i>wḥ</i> 'pure' and related words
A56		leg	(1) ideo. or det. <i>rd</i> 'leg'; (2) det. tread
A57		legs walking	(1) det. motion; (2) ideo. <i>iw(i)</i> 'come'; (3) ideo. <i>nmtt</i> '(formal) journey'
A58		C20 com. A57	combined sound-sign and det. for <i>i(i)</i> 'come'
A59		D33 com. A57	combined sound-sign and det. for <i>in(i)</i> 'bring'
A60		F15 com. A57	combined sound-sign and det. for words suggesting motion which include the sound <i>s</i> , e.g. <i>sb(i)</i> 'go', <i>ms</i> 'bring'
A61		F29 com. A57	combined sound-sign and det. for <i>sšm</i> 'conduct' and related words, alternative for F29
A62		F33 com. A57	combined sound-sign and det. for <i>it(i)</i> 'seize'

§B. Signs depicting creatures or parts of their bodies.

B1		quail chick	1c. <i>w</i>
B2		owl	1c. <i>m</i>
B3		Egyptian vulture	1c. <i>ḥ</i>
B4		pair of vultures	variant of B3 when writing <i>ḥḥ</i>
B5		buzzard	2c. <i>tw</i> , especially at the end of words, often confused with B3
B6		guinea-fowl	2c. <i>nḥ</i>
B7		pintail duck	(1) 2c. <i>ss</i> ; (2) det. bird, alternative for B8
B8		white-fronted goose	(1) 2c. <i>gb</i> ; (2) det. bird
B9		duck in flight	2c. <i>pr</i>
B10		trussed goose or duck	det. goose
B11		head of duck	abb. <i>spd</i> 'bird'
B12		duckling	2c. <i>ḥ</i>
B13		pair of plovers	ideo. or det. <i>rḥty</i> 'washerman'

B14		cormorant	2c. <i>ḥk</i>
B15		jabiru	2c. <i>bš</i>
B16		human-headed bird	ideo. <i>bš</i> 'soul' (New Kingdom)
B17		com. bowl	(1) det. falcon; (2) hence ideo. <i>ḥr</i> '(the god) Horus'
B18		B17 com. E52	ideo. <i>ḥwt-ḥr</i> '(the goddess) Hathor'
B19		falcon perched	det. gods
B20		falcon-headed god	ideo. <i>rr</i> '(the god) Re'
B21		sparrow	det. small, weak, pathetic
B22		swallow	2c. <i>wr</i>
B23		vulture	(1) ideo. <i>mwt</i> 'mother'; (2) hence 2c. <i>mt</i>
B24		black ibis	(1) ideo. <i>gm</i> 'find'; (2) hence 2c. <i>gm</i>
B25		crested ibis	2c. <i>šḥ</i> in <i>šḥ</i> 'akh-spirit' and related words
B26		sacred ibis	ideo. <i>ḏḥwtwy</i> '(the god) Thoth'
B27		feather	(1) 2c. <i>šw</i> ; (2) abb. <i>msrt</i> 'harmony'
B28		egg	ideo. or det. <i>ḥst</i> '(the goddess) Isis'
B29		ox	ideo. or det. ox, bull, cattle
B30		head of ox	abb. <i>kḥ</i> 'ox'
B31		calf	det. cattle
B32		new-born calf	2c. <i>iw</i>
B33		kid	2c. <i>ib</i>
B34		ram	det. ram, sheep
B35		B34 com. bowl	abb. <i>bš</i> 'ram'
B36		hide of goat	2c. <i>ḥn</i>
B37		hide pierced by arrow	det. pierce
B38		piece of flesh	(1) det. flesh; (2) ideo. <i>ḥst</i> '(the goddess) Isis'
B39		foreleg of ox	ideo. or det. <i>ḥps</i> 'foreleg' (of animal), 'strong arm' (of man)
B40		leg of ox	3c. <i>whm</i>
B41		animal belly with tail	1c. <i>ḥ</i>
B42		ox horns	2c. <i>wḥ</i>
B43		ox ear	ideo. or det. <i>sḏm</i> 'hear'



B44		ox tongue	(1) ideo. <i>m-r</i> 'overseer' (§24b); (2) 2c. <i>ns</i>
B45		heart	ideo. or det. <i>ib</i> 'heart'
B46		spine with issue of marrow	det. or abb. <i>imsh</i> 'veneration' and related words
B47		spine with issue of marrow at ends	2c. <i>sw</i>
B48		head of leopard	ideo. or det. <i>phity</i> 'strength'
B49		forepart of lion	(1) ideo. <i>hst</i> 'front'; (2) hence 3c. <i>hst</i>
B50		hindpart of lion	2c. <i>ph</i>
B51		desert dog	det. dog, including the god Wepwawet
B52		dog com. standard	ideo. or det. <i>wp-wwt</i> '(the god) Wepwawet'
B53		dog com. shrine	ideo. or det. <i>inpw</i> '(the god) Anubis'
B54		head of dog	3c. <i>wsr</i>
B55		god with head of mythical animal	ideo. <i>sty</i> '(the god) Seth'
B56		hare	2c. <i>wn</i>
B57		pair of crocodiles	ideo. <i>ity</i> 'sovereign'
B58		mummified crocodile	ideo. <i>sbk</i> '(the god) Sobek'
B59		crocodile on shrine	ideo. <i>sbk</i> '(the god) Sobek', alternative for B58
B60		cobra	1c. <i>d</i>
B61		horned viper	(1) 1c. <i>f</i> ; (2) det.(?) <i>it</i> 'father'
B62		E16 com. B61	3c. <i>hsf</i> , alternative for E16
B63		frog	det. frog, including the goddess Heket
B64		fish	det. or abb. fish
B65		oxyrhynchus fish	2c. <i>hs</i>
B66		dung beetle	3c. <i>hpr</i>
B67		bee	abb. <i>bity</i> 'king'

§C. Signs depicting sky, earth, water or plants

C1		sun-disc	(1) det. sun, day, time; (2) ideo. <i>rr</i> 'sun', '(the god) Re'
C2		sunrise above hills	2c. <i>hr</i>
C3		canopy of the sky	(1) det. sky; (2) det. <i>hry</i> 'which is upon' (§60)
C4		C3 com. E3	det. night, darkness

C5		crescent moon	(1) det. moon, event based on lunar month; (2) ideo. <i>irh</i> 'moon'
C6		star	(1) in <i>dws</i> 'adore'; (2) det. star; (3) det. <i>wnwt</i> 'priesthood'
C7		C5 com. C6	ideo. <i>shd</i> 'month' and related words
C8		half moon com. C6	ideo. half-month festival, reading uncertain (see p. 76)
C9		strip of land com. D4	(1) 2c. <i>ts</i> ; (2) det. in <i>dt</i> 'eternity'
C10		strip of land	alternative form of C9
C11		slope of hill	1c. <i>k</i>
C12		valley between hills	2c. <i>dw</i>
C13		desert hills	(1) det. desert; (2) ideo. <i>hst</i> 'foreign land'
C14		terraced slope	det. terrace
C15		ripple of water	1c. <i>n</i>
C16		group of ripples	(1) det. water, cleanse; (2) 2c. <i>mw</i>
C17		garden pool	1c. <i>š</i>
C18		pool with flowers	2c. <i>šš</i>
C19		reeds	ideo. or det. <i>sh</i> 'countryside'
C20		reed	1c. <i>i</i>
C21		pair of reeds	1c. <i>y</i>
C22		herb	(1) det. plant; (2) 2c. <i>hn</i>
C23		lotus	(1) 2c. <i>hs</i> ; (2) abb. <i>hs</i> 'thousand', or units per thousand in counting
C24		clump of papyrus	2c. <i>hs</i>
C25		sedge plant	(1) 2c. <i>sw</i> ; (2) abb. <i>nsw</i> 'king'
C26		C25 com. D16	abb. <i>rh-nsw</i> 'king's adviser'
C27		flowering sedge	ideo. or det. <i>šm</i> 'Upper Egypt'
C28		pair of rushes	2c. <i>nn</i>
C29		tree	(1) det. tree; (2) 3c. <i>ism</i> , <i>ims</i>
C30		tree branch	(1) det. <i>ht</i> 'wood' and related words; (2) hence 2c. <i>ht</i> ; (3) det. <i>pkr</i> 'Poker', and <i>hskr</i> 'Haker-rites'
C31		scented pod	(1) ideo. or det. <i>ndm</i> 'sweet'; (2) hence 3c. <i>ndm</i>
C32		scented rhysome	ideo. or det. <i>bnr</i> 'sweet'
C33		thorn	(1) ideo. or det. <i>spd</i> 'sharp, keen'; (2) hence 3c. <i>spd</i>














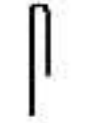
















§D. Other small signs











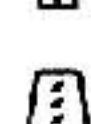

















D1		single stroke	(1) indicates word group or ideogram (§13); (2) abb. <i>w</i> 'one', or units of one in counting (§19)
D2	∞	pair of strokes	1c. <i>y</i> , especially as the dual ending (§15)
D3		three strokes	(1) det. plurals (§8); (2) det. singular nouns which represent collections of individuals, e.g.  <i>mšr</i> 'expedition'
D4	ooo	grains of sand	det. mineral
D5	∩	cattle hobble	abb. <i>mdw</i> 'ten', or units of ten in counting (§19)
D6	∞	irrigation canals	det. irrigated land
D7	×	crossed sticks	det. separate, cross, pass by
D8		burning charcoal with flames	(1) ideo. <i>km</i> 'black'; (2) hence 2c. <i>km</i>
D9	□	reed shelter	1c. <i>h</i>
D10	⊙	B1 as abbreviated for hieratic	1c. <i>w</i> , alternative for B1
D11	⊙	coil of rope	(1) det. rope; (2) abb. <i>š(n)t</i> 'hundred', or units per hundred in counting
D12	∞	twisted cord	(1) 2c. <i>šš</i> ; (2) hence abb. <i>šš</i> 'alabaster'
D13	∞	twisted cord	2c. <i>šn</i>
D14	∞	twisted cord (?)	det. <i>hbsw</i> 'clothing'
D15	□	reed mat or stool	1c. <i>p</i>
D16	⊙	placenta (?), ball of string (?)	1c. <i>h</i>
D17	⊙	threshing-floor	2c. <i>sp</i>
D18	⊙	roads within enclosure	(1) ideo. <i>nwt</i> 'town'; (2) hence det. town, estate
D19	⊙	round loaf	det. <i>pst</i> 'beginning of time', from a word <i>pst</i> 'loaf' (similar writing)
D20	⊙	moon partly obscured	(1) 3c. <i>psd</i> ; (2) by confusion, alternative for D19
D21	⊙	pustule	(1) det. <i>wt</i> in <i>imy-wt</i> , title of Anubis; (2) det. scent, odour, disease; (3) abb. <i>hšb</i> 'count' and related words
D22	⊙	pustule with issue of fluid	det. scent, odour, disease, alternative for D21
D23	∩	log stripped of bark	det. scent, scented wood
D24	∩	bun	(1) 1c. <i>t</i> ; (2) abb. <i>lt</i> in <i>lt-ntr</i> 'god's father'
D25	∩	small loaf	det. or abb. <i>t</i> 'bread'
D26	∩	kiln	2c. <i>ts</i>

D27	∩	beer jug	det. or abb. <i>hnkt</i> 'beer'
D28	∩	basin (?)	det. <i>šn'w</i> 'magazine'
D29	∩	well full of water	2c. <i>hm</i>
D30	∩	bundle of flax	2c. <i>dr</i>
D31	∩	jar-stand	(1) 1c. <i>g</i> ; (2) ideo. <i>nst</i> 'throne'
D32	∩	butcher's block	2c. <i>hr</i>
D33	∩	pot	(1) 2c. <i>nw</i> ; (2) 2c. <i>in</i> (§49); (3) often as a graphic complement for <i>nd</i> (E15) and <i>kd</i> (E24).
D34	∩∩∩	three pots	(1) 2c. <i>nw</i> , alternative for D33 at the end of a word; (2) 3c. <i>nw</i> (?) in the name <i>nwy</i>
D35	∩	stone jug	3c. <i>hnm</i>
D36	∩	part of steering-gear of boat (?)	(1) ideo. <i>hpt</i> 'steering oar'; (2) hence 2c. <i>hp</i>
D37	∩	seal on necklace	ideo. or det. <i>htm</i> 'seal' and related words
*	∩	heart	see B45











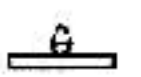
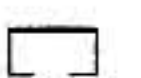
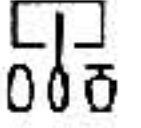
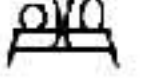
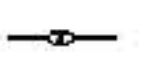



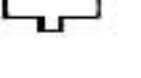

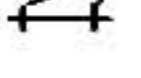








§E. Other tall signs





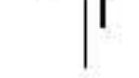







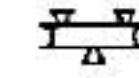










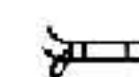




E1		wooden staff	det. <i>šryt</i> 'staff'
E2		throw-stick	(1) det. throw; (2) det. foreigner, enemy; (3) det. <i>kmš</i> 'create'
E3		fuller's club	2c. <i>hm</i>
*		head of dog	see B54
E4		sceptre	3c. <i>wšs</i>
E5		sceptre with feather	ideo. <i>wšst</i> 'Thebes'
E6		sceptre with spiral shaft	3c. <i>dr m</i>
E7		standard with feather	ideo. <i>imnt</i> 'the west' and related words
E8		totem	ideo. or det. <i>mnw</i> '(the god) Min'
E9		totem	ideo. <i>ts-wr</i> 'the nome of Tawer'
E10		totem	ideo. or det. <i>ist</i> 'office'
E11		crook	(1) ideo. <i>hkš</i> 'ruler'; (2) hence 3c. <i>hkš</i>
E12		crook with package	ideo. <i>šms</i> 'follow' and related words
E13		sceptre	(1) ideo. <i>hrp</i> 'control' and related words; (2) ideo. <i>šhm</i> 'control' and related words
E14		stone mace	2c. <i>hd</i>

E15		unknown	2c. <i>nd</i> , usually accompanied by D33
E16		spindle	3c. <i>hsf</i>
E17		archaic dagger	in <i>tpy</i> 'which is upon' (§60)
E18		butcher's knife	2c. <i>nm</i>
E19		butcher's knife	alternative for E18
E20		arrow head	2c. <i>sn</i>
E21		target pierced by arrows	det. <i>st(i)</i> or <i>st(i)</i> 'spear'
E22		cord wound on stick	2c. <i>wd</i>
E23		cord wound on stick	alternative for E22
E24		mortar float (?)	(1) ideo. or det. <i>kd</i> 'build' and related words; (2) hence 2c. <i>kd</i> , usually accompanied by D33
E25		notched palm	3c. <i>ryp</i>
E26		E25 com. D24	abb. <i>rnpt</i> 'year'
E27		pestle	2c. <i>ti</i>
E28		folded cloth	1c. <i>s</i>
E29		pennant	(1) ideo. <i>ntr</i> 'god'; (2) hence 3c. <i>ntr</i> in <i>sntr</i> 'incense'
E30		E29 com. D32	ideo. <i>hrt-ntr</i> 'cemetery'
E31		E29 com. C11 and D32	ideo. <i>hrt-ntr</i> 'cemetery', alternative for E30
E32		three fox-skins	(1) 2c. <i>ms</i> ; (2) a similar sign in <i>sbt</i> 'family, household' is probably a writing of E71
E33		crossed planks	in <i>lmy</i> 'which is in' (§60)
E34		sandal strap	3c. <i>nh</i>
E35		twisted wick	1c. <i>h</i>
E36		fibre swab	(1) 2c. <i>sk</i> ; (2) 3c. <i>wsh</i>
E37		water pot	2c. <i>hs</i>
E38		rack of water pots	3c. <i>hnt</i>
E39		rack of water pots	alternative for E38
E40		water pot with issue of contents	ideo. or det. <i>kbhw</i> 'libation water' and related words
E41		water pot in stand	alternative for E40
E42		ointment jar	det. or abb. <i>mrht</i> 'ointment'
E43		ointment jar	alternative for E42
E44		chisel	(1) 2c. <i>sb</i> ; (2) 2c. <i>mr</i>

E45		fire-drill	2c. <i>dt</i>
E46		drill cutting bead	3c. <i>wbs</i> , with a simpler variant 
E47		palace facade	ideo. <i>h</i> 'palace'
E48		reed column	2c. <i>dd</i>
E49		wooden column	2c. <i>g</i>
E50		pillar	(1) ideo. <i>iwn</i> 'pillar'; (2) hence 3c. <i>iwn</i> ; (3) abb. <i>iwnw</i> 'the city of Heliopolis'
E51		shrine	ideo. or det. <i>sh</i> 'shrine'
E52		plan of estate	ideo. <i>hwt</i> 'enclosure, foundation'
E53		E52 com. D24 and F5	ideo. <i>nbt-hwt</i> '(the goddess) Nephthys'
E54		grain heap	ideo. or det. <i>šnwt</i> 'granary'
E55		fringed cloth	det. or abb. <i>mnht</i> 'linen'
E56		boat's mast	3c. <i>hr</i>
E57		oar	3c. <i>hrw</i>
E58		ship's sail	ideo. <i>tw</i> 'breath'
E59		heart and windpipe	3c. <i>nfr</i>
E60		seat	(1) ideo. <i>st</i> 'place, seat'; (2) hence 2c. <i>st</i> ; (3) hence (?) 2c. <i>ss(t)</i> in <i>ssir</i> '(the god) Osiris' and <i>ssst</i> '(the goddess) Isis'
E61		offering loaf	ideo. <i>dl</i> or <i>rdl</i> 'give', alternative for A41
E62		milk-jug within net	2c. <i>mi</i>
E63		lasso	2c. <i>w</i>
E64		brazier with flame	det. heat, cook
E65		bundle of reeds	2c. <i>is</i>
E66		pieces of wood lashed together	2c. <i>rs</i>
E67		stylised balance	alternative for E66
E68		wall ornament	ideo. or det. <i>hkrt</i> 'diadem, ornament'
E69		writing equipment	ideo. <i>sh</i> 'scribe'
E70		royal crown	1c. <i>n</i> (from the 13th dynasty onwards)
E71		faience necklace	det. (?) <i>sbt</i> 'family, household', alternative for F8

§F. Other broad signs

F1		papyrus roll	det. write, abstractions (§6)
F2		papyrus roll	earlier form of F1
F3		papyrus roll	alternative form for F1
F4		basket with handle	1c. <i>k</i>
F5		basket	2c. <i>nb</i>
F6		basin com. canopy	(1) det. festival; (2) abb. <i>hb</i> 'festival'
F7		alabaster basin	alternative for F6
F8		stylised bowl	(1) det. <i>šbw</i> 'the town of Elephantine'; (2) hence det. <i>šbt</i> 'family, household' (similar writing)
F9		loaf (for offering)	det. bread, offerings
F10		loaf (for offering)	alternative form of F9
F11		loaf on mat	ideo. <i>ḥtp</i> 'offer' and related words
F12		plan of house	(1) ideo. <i>pr</i> 'house, estate'; (2) hence 2c. <i>pr</i> ; (3) det. building, location
F13		F12 com. D25, D27 and E57	abb. <i>prt-ḥrw</i> 'voice offering'
F14		laden offering table	det. <i>dbḥt-ḥtp</i> 'ritual offerings'
F15		door bolt	1c. <i>s</i>
F16		wooden column	alternative form of E49
F17		fence	3c. <i>šsp</i>
F18		lid or door	det. open
F19		stone block (?)	det. <i>krs</i> 'bury', perhaps as alternative for F18
F20		coffin	det. coffin, burial
F21		carrying chair	ideo. <i>šsir</i> '(the god) Osiris' (see p. 41)
F22		statue plinth	3c. <i>m3r</i>
F23		F22 com. F24	3c. <i>m3r</i>
F24		sickle	2c. <i>m3</i>
F25		hoe	2c. <i>mr</i>
F26		plough	(1) 3c. <i>šnr</i> ; (2) 2c. <i>hb</i>
F27		adze on block	3c. <i>stp</i>
F28		knife or saw	ideo. or det. <i>sftw</i> or <i>sftw</i> 'butcher'
F29		knife-sharpener	3c. <i>ššm</i>

F30		harpoon	2c. <i>wr</i>
F31		whip	2c. <i>mḥ</i>
F32		water-skin	2c. <i>šd</i>
F33		tethering rope	1c. <i>t</i>
F34		fringed cloth com. E28	det. clothing
F35		weaver's comb (?)	alternative form of F34
F36		netting needle	2c. <i>ḡd</i>
F37		girdle knot	(1) ideo. <i>ts(i)</i> 'tie' and related words; (2) hence 2c. <i>ts</i>
F38		pair of ribs (?)	(1) 2c. <i>gs</i> ; (2) sound complement for <i>im</i> or <i>m</i>
F39		vertebrae (?)	2c. <i>s3</i>
F40		vertebrae (?)	later alternative for F39
F41		cattle hobble	2c. <i>s3</i>
F42		road bordered by shrubs	ideo. or det. <i>w3t</i> 'road'
F43		canal	(1) 2c. <i>mr</i> , but read <i>m</i> in <i>mḥrt</i> 'canotaph'; (2) det. water
F44		irrigation canals	ideo. or det. <i>sp3t</i> 'district'
F45		papyrus boat	det. papyrus boat
F46		papyrus (?) boat	det. <i>ḡ3(i)</i> 'ferry'
F47		ferry boat	det. <i>mḥnt</i> 'ferry-boat'
F48		boat with sail furled	det. boat, sail (downstream)
F49		boat under sail	det. sail (upstream)
F50		processional boat of Osiris	det. <i>nšmt</i> 'the Neshmet-boat of Osiris'
F51		processional boat of Osiris	alternative form of F50
F52		boat of Sokar	det. festivals for the god Soker
F53		sledge	2c. <i>tm</i>
F54		elephant tusk	(1) 2c. <i>bḥ</i> ; (2) 2c. <i>ḥw</i>
F55		gaming board	2c. <i>mn</i>
F56		seal with necklace	ideo. <i>ḥtmty</i> 'seal-bearer', alternative for D38
F57		gold collar	(1) ideo. <i>nbw</i> 'gold'; (2) hence det. precious metal





Reference tables

Verb forms

The focus of this book is on reading actual monuments, rather than struggling through a morass of grammar. Nevertheless, a sizeable area of Egyptian grammar has also been covered. The reference tables provided here cover the grammar as presented in this book and are for quick reference and comparison.

Verb classes (§30)




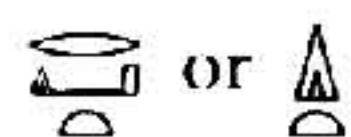
Middle Egyptian verb-forms show differences in their writing according to the type of the verb. The following are the four basic verb classes:

STRONG VERBS	e.g.		<i>sḏm</i>	hear	stem does not usually show any alteration
DOUBLING VERBS	e.g.		<i>m33</i>	see	stem ends in a double consonant
WEAK VERBS	e.g.		<i>mr(i)</i>	love	stem ends with a 'weak' consonant, usually -i
EXTRA WEAK VERBS	e.g.		<i>rd(i)</i>	give	chiefly verbs with two or three weak consonants

Notes

- i With weak verbs, the final -i is usually omitted in writing and therefore in transliteration, though for practical reasons we normally transliterate 'give' as *rdi*.
- ii Extra weak verbs behave like ordinary weak verbs, but sometimes show additional features.





The infinitive (§31)

		INFINITIVE	
STRONG - no change		<i>sḏm</i>	hearing, to hear
DOUBLING - doubling		<i>m33</i>	seeing, to see
WEAK - end in -t		<i>mrt</i>	loving, to love
EXTRA WEAK - end in -t		<i>rdi/dit</i> (r optional)	giving, to give

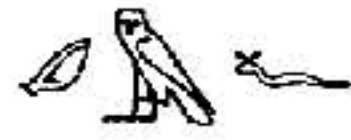


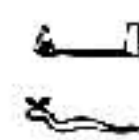
The infinitive of strong verbs shows no specific writing, whereas weak verbs show a final -t.



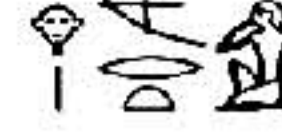

Main tenses appearing in this book


The past tense (§§33 and 38)

		<i>sḏm.n(=f)</i>	
STRONG		<i>sḏm.n=f</i>	he heard
DOUBLING - no doubling		<i>m3.n=f</i>	he saw
WEAK		<i>mr.n=f</i>	he loved
EXTRA WEAK		<i>(r)di.n=f</i> (r optional)	he gave

The present tense: general present *sḏm(=f)* and specific present *ḥr sḏm* (§§42–43)

		GENERAL PRESENT <i>sḏm(=f)</i>	
STRONG		<i>sḏm=f</i>	he hears
DOUBLING - doubling		<i>m33=f</i>	he sees
WEAK		<i>mr=f</i>	he loves
EXTRA WEAK		<i>di=f</i> (no r)	he gives

		SPECIFIC PRESENT <i>ḥr sḏm</i>	
STRONG		<i>ḥr sḏm</i>	is listening
DOUBLING		<i>ḥr m33</i>	is looking
WEAK		<i>ḥr mrt</i>	is loving
EXTRA WEAK		<i>ḥr rdt</i>	is giving

The specific present is made up of  *ḥr* followed by the infinitive.

The future tense (wishes, requests, expectations): the future *sḏm(=f)* (§§55-57, §59)

FUTURE <i>sḏm(=f)</i>			
STRONG		<i>sḏm=f</i>	may he hear
DOUBLING - no doubling		<i>m3=f</i>	may he see
WEAK	or	<i>mr=f</i> or <i>mry=f</i>	may he love
EXTRA WEAK		<i>di=f</i> (no <i>r</i>)	may he give
SPECIAL CASES		<i>iwt=f</i> (with extra - <i>t</i>)	may he come
		<i>int=f</i> (with extra - <i>t</i>)	may he bring

Notes

- i The verb *m33* 'to see' also displays a form *m3n=f*.
- ii The weak verb form with -*y* is most common in the first person.
- iii Notice that the forms from the verbs 'to come' and 'to bring' show an extra *t* in the future *sḏm(=f)* form.

Negation (§§ 39 and 58)

The three principal tenses above are negated as follows:

NEGATIONS			
PRESENT TENSE		<i>n sḏm.n=f</i>	he does not hear, he cannot hear
PAST TENSE		<i>n sḏm=f</i>	he did not hear
FUTURE TENSE		<i>nn sḏm=f</i>	may he not hear, he will not hear

The future is negated by adding the negation *nn* to the future *sḏm(=f)* form. However, the present and past tense negatives display a most unusual apparent reversal – known as *Gunn's rule* – where *n sḏm.n(=f)* negates the present *sḏm(=f)*, not the past *sḏm.n(=f)*, and *n sḏm(=f)* negates the past *sḏm.n(=f)*, not the *sḏm(=f)*. In fact, the *sḏm(=f)* in this construction shows a special form:

<i>n sḏm=f</i>			
STRONG VERBS		<i>n sḏm=f</i>	he did not hear
DOUBLING VERBS - no doubling		<i>n m3=f</i>	he did not see
WEAK VERBS		<i>n mr=f</i>	he did not love
EXTRA WEAK VERBS		<i>n rdi=f</i> (with <i>r</i>)	he did not give

So, the present and past tense negatives are better thought of as constructions in their own right with their own grammar, rather than just as *sḏm(=f)* and *sḏm.n(=f)* with *n* stuck in front of them.

Specialised forms: the participles, relative forms and *sḏmt.y*

The participles (§§46–51)

	PRESENT OR INCOMPLETE		PAST OR COMPLETE	
STRONG		<i>sḏm</i> (one) who hears		<i>sḏm</i> (one) who heard
DOUBLING		<i>m3</i> (one) who sees		<i>m3</i> (one) who saw
WEAK		<i>mrr</i> (one) who loves		<i>mr</i> (one) who loved
EXTRA WEAK		<i>dd</i> (one) who gives		<i>rdi</i> (one) who gave

Participles also sometimes show a -*w* ending.

The relative forms (§§37 and 52)

	PRESENT OR INCOMPLETE		PAST OR COMPLETE	
STRONG		<i>sḏmt=f</i> what he hears		<i>sḏmt.n=f</i> what he heard
DOUBLING		<i>m3t=f</i> what he sees		<i>m3t.n=f</i> what he saw
WEAK		<i>mrrt=f</i> what he loves		<i>mrt.n=f</i> what he loved
EXTRA WEAK		<i>ddt=f</i> what he gives		<i>rdit.n=f</i> what he gave

Compare with the corresponding forms of the participles.

The relative forms here display the *-t* of feminine adjectival agreement. They can also occur in certain usages without the *-t* (i.e. with masculine adjectival agreement), though they still carry the same meaning of 'which someone does/did'. See §52.

The *sdmty.fy* form (§§53-54, §59)

sdmty.fy

STRONG VERBS		<i>sdmty.fy</i> (one) who may/will hear
DOUBLING VERBS		<i>mssty.fy</i> (one) who may/will see
WEAK VERBS		<i>sdy.fy</i> (one) who may/will read
EXTRA WEAK VERBS		<i>rdity.fy</i> (one) who may/will give

Pronouns, nouns and adjectives

Suffix pronouns (§§33, 35, 36)

I		=i	we		=n
you		=k	you (pl.)		=tn or =tn
you (fem.)		=t or =t			
he/it		=f	they		=sn
she/it		=s			

Uses:

- a. as the subject after a suffix-conjugation verb-form, such as *sdm.n(=f)*
- b. as the object after a preposition.
- c. after auxiliaries.
- d. as the possessor or genitive of nouns.

The suffix pronouns translate as the appropriate English pronoun, so or =*t* translates as 'I' or 'me' or 'my' depending on English usage (and so on for the other pronouns). The use of 'I', 'you' etc. in the tables above and below is merely to point out the person or thing the pronoun refers to.

Dependent pronouns (§41)

I		-wi or -w(i)	we		-n
you		-tw or -tw	you (pl.)		-tn or -tn
you (fem.)		-tn or -tn			
he/it		-sw	they		-sn
she/it		-sy or -s(y)	it, they		-st

-st is used for indefinite 'it' and generally as the dependent pronoun form for 'they/them'.

Uses:

- a. Object of the verb (except the infinitive, which usually takes a suffix pronoun object).
- b. After initial particles and the negation

Independent pronouns (§49)

I		ink	We		inn
you		ntk	you (pl.)		nttn or ntn
you (fem.)		ntj or ntt			
he/it		ntf	they		ntsn
she/it		nts			

Uses: As the subject of characterisations.

Nouns (§§8, 9, 15)

Nouns have a number (singular or plural) and a gender (masculine or feminine); the *-w* of the plural is often omitted in writing:

SG. MSC.	no special ending		<i>sn</i>	brother
SG. FEM.			<i>sn-t</i>	sister
PL. MSC.			<i>sn-w</i>	brothers
PL. FEM.			<i>sn-wt</i>	sisters

The dual ending msc. *-wy* and fem. *-ty* is common only with things which come in pairs:

	<i>wy</i>	arms		<i>bwy</i>	the two lands (Upper and Lower Egypt)
--	-----------	------	--	------------	---------------------------------------

Adjectives (§§10, 44-45)

Adjectives follow the noun they describe and agree with it in number and gender:

SG. MSC.		no special ending
SG. FEM.	△	-t
PL. MSC.	𓂏	-w
PL. FEM.	△	-t

The plural can also be written with the plural strokes, and the -w is often omitted in writing.

Adjectives can be used on their own as a noun, e.g.:

𓂏𓂏 nfrt the good (n.) from 𓂏 nfr good (adj.)

The genitive (§27)

Direct genitive: common only between closely connected words or in fixed expressions.

Indirect genitive: the two nouns are linked by forms of the 'genitival adjective' *n*:

	SINGULAR	PLURAL
MASCULINE	𓂏 <i>n</i>	○ OR 𓂏 <i>nw</i> OR <i>n</i>
FEMININE	𓂏 <i>nt</i>	△ <i>nt</i>




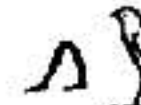






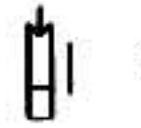









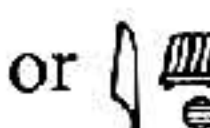
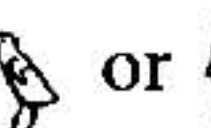

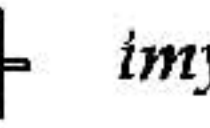



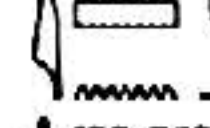

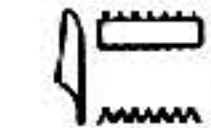





















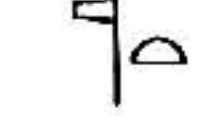



Adjectives in -y (§60)











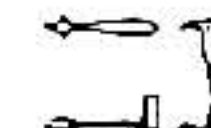









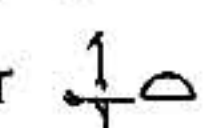

SG. MSC.	𓂏	-y	𓂏𓂏 <i>imy</i>	who/which is in
SG. FEM.	△	-t	𓂏𓂏 <i>imt</i>	who/which is in
PL. MSC.	𓂏	-w	𓂏𓂏𓂏 <i>imw</i>	who/which are in
PL. FEM.	△	-t	𓂏𓂏 <i>imt</i>	who/which are in

Egyptian-English vocabulary

Here, as in other Egyptian dictionaries, words are listed alphabetically in transliteration following the order set out in List I (the only exception being that the feminine ending -t is ignored, e.g. *s* 'man' and *st* 'woman' are listed together). In other words, the particular hieroglyphs used to write a word do not determine where it is listed. So to find a word, you need to know its reading in transliteration: if necessary, consult the various sign-lists. For example, imagine you come across the word 𓂏𓂏 but do not recognise its constituent signs. There are two stages in tracking down its meaning: (1) If you turn to List V beginning on p. 129, you will find 𓂏 (B62) has the reading *hsf*, whilst 𓂏 (F49) is not a sound-sign but a determinative for 'sail upstream'; so the reading of the whole word is *hsf*. (2) Returning to this vocabulary, you will find in the section headed *h* that there are two words read *hsf*: 'repel' and 'travel upstream' (see p. 158). Of course, the determinative indicates that the second of these is the correct meaning, although, more often than not, the context in which the word occurs will also help you decide which of the two is correct. Although the hieroglyphic writings given in this list are representative of what you may find, it is not possible to list all of the ways in which a word could be written (see §14 again, if you are not yet sure about this). The following abbreviations have been used here: (a.) adjective; (n.) noun; (v.) strong verb; (w.v.) weak verb; (f.) feminine; (pl.) plural.

- 𓂏³ *3st* (the goddess) Isis (see p. 70)
- 𓂏𓂏 *3w* (a.) long; joyful
- 𓂏𓂏𓂏 *3bt* (n.) family, household
- 𓂏𓂏𓂏 *3bd* (n.) month; monthly festival
- 𓂏𓂏𓂏 *3bdw* Abydos (place name)
- 𓂏𓂏𓂏 *3pd* (n.) bird
- 𓂏𓂏𓂏 *3ryt* (n.) staff
- 𓂏𓂏𓂏 *3h* (v.) become an akh-spirit; be useful
- 𓂏𓂏 (n.) akh-spirit
- 𓂏𓂏𓂏 *3str* (the god) Osiris; possibly read *w3ir*
- 𓂏 *i*
- 𓂏𓂏 = *i* I, me, my (suffix pronoun, p. 148)
- 𓂏𓂏 *i* O! (interjection) (§54a)
- 𓂏𓂏 *3st* (n.) office, function
- 𓂏𓂏𓂏 *3(w)* (n.) praise, adoration
- 𓂏𓂏𓂏 *3w* (a.) old; (n.) old age
- 𓂏𓂏𓂏 *3y(i)* (w.v.) come

-  *itw* welcome
see also *tw(i)*
-  *ich* (n.) moon
-  *tw* see §34
-  *tw(i)* (w.v.) come
-  *tw* welcome
see also *ty(i)*
-  *tw(i)* (w.v.) be boatless
-  *tww* (n.) boatless person
-  *tw* (n.) ox
-  *tw(w)* (n.) cattle
-  *twit* (n.) wrongdoing
-  *twn* (n.) pillar.
-  *twnw* Heliopolis (place-name)
-  *twri* Iuri (name)
-  *tb* (n.) heart; see also *hrt-tb*, *st-tb*
-  *tb(i)* (w.v.) be thirsty
-  *tb* thirsty person
-  *tp* (v.) count, inspect
-  *ims* (a.) charming, gracious
(the writing indicates the reading has become *ism* or *im*)
-  *imsh* (n.) reverence
-  or  or  *imshy*
or *imshw* (n.) revered one.
-  or  *imy* (a.) who/which is in (§60)
-  *imy-wt* 'the one who is in the *wr*', i.e. Anubis (title)
-  *imy-hnt* chamberlain (title)
-  *imn* (the god) Amun
-  *imn-m-hst* Amenemhet (name)
-  *imn-r* (the god) Amun-Re
-  *imny* Ameny (name)
-  *imnt* (n.) west
-  *imnty* (a.) western; for *imntw* people of the west, see *hnt*
-  *imsti* (the god) Imseti, one of the sons of Horus.
-  *in* by (§28); 'it is' (§51)
-  *in(i)* (w.v.) bring
-  *inw* (n.) produce, gifts
-  *in-hrt-nht* Inhuretnakht (name)
-  *inpw* (the god) Anubis
-  *ink* I (independent pronoun, §49)
-  *intf* Intef (name)
-  *ir(i)* (w.v.) do, make; plus many idiomatic meanings
-  *ir-n* made by, i.e. born of
-  *iry* (a.) relating to (§60)
-  *iry* (n.) keeper
-  *iry-nfr-hst* (title) keeper of the king's diadem
-  *is* (n.) tomb
-  *ikr* (a.) excellent, effective, astute
-  *ikdw* (n.) builders; see *kd*
-  or  *it* (n.) father
-  *it(w)* (n.) forefathers
-  *it-ntr* god's father (title)
-  *ity* (n.) sovereign
-  *ity* Ity (name)
-  *itn* (n.) sun-disc; (the god) Aten

-  or  *it(i)* (w.v.) seize (the latter writing indicates the reading has become *it*)
-  or  *-wi* I, me (dependent pronoun, p. 149)
-  *wr* (a.) one, alone
-  *wrrw* (n.) privacy
-  *wrb* (a.) pure
-  *wrb* (n.) pure one, i.e. *wrb*-priest
-  or  *wbs* (n.) cup-bearer
-  *wbst* (fem.) cup-bearer
-  *wp(i)* (w.v.) open, separate
-  *wp-wswt* (the god) Wepwawet
-  *wn* (v.) open
-  *wnwt* (n.) priesthood
-  *wnn* (v.) be, exist;
n-wn-mr truly, truthfully.
-  *wnn-nfr* (the god) Wenennefer, i.e. Osiris
-  *wr* (a.) great, important
-  *wr(w)* (n.) the great (in society)
-  *wrt* (n.) the great bark
-  *whm* (v.) repeat; reporter, herald (title)
-  *wsr* (a.) powerful
-  *wst* Wosret (name), literally 'powerful one' and may be used as a designation for female deities
-  *wt* see *imy*
-  *wd* (v.) order; (n.) order
-  *wds* (v.) set out, proceed
-  *b*
-  or  *bs* (n.) ba-spirit
-  *r* (n.) arm; note  *rw* arms; see also *hry-r*, *st-r*, *tp-r*
-  *r* (a.) great
-  *r(w)* (n.) the great (in society)
-  *rst* in *n-rst-n* because of
-  *mr* (v.) throw (a throw-stick)
-  *nh* (v.) live; (n.) life
-  *nh dt* living for all time
-  *nhw* (n.) the living
-  *nh ntr im* on which a god lives (§26)
-  *dt nh* given life
-  *nh-n-nwt* (n.) local soldier
-  *h* (n.) palace
-  *hs* (v.) fight; (n.) fighting
-  *hr* (v.) stand
-  *hnwty* variant form of *hnwty*
-  *hnwty* (n.) chamber; *m-r hnwty* overseer of the chamber (title)
-  *kyt* (n.) entering maid
-  *w*
-  or  *wst* (n.) road, way
-  or  *wst* Thebes (place-name)
-  *wsg* (n.) the Wag-festival

- b3-mkt* Bameket (name)
- bsh* see *m-bsh*
- bsk* (n.) servant (see p. 101)
- bin* (a.) bad
- bity* (n.) king
- bnr* (a.) pleasant
- bt* Bet (name)
- p*
- pt* (n.) sky
- pst* (n.) antiquity, beginning of time
- pw* it is, this is
- pf* that; (fem.) *tf*, (pl.) *nf*.
- pn* this; (fem.) *tn*, (pl.) *nn*.
- pr* (n.) estate
- pr-c3* (n.) palace
- m-r pr* overseer of an estate, steward
see also *nbt-pr*, *r-pr*
- pr(i)* (w.v.) go out
- prt* (n.) procession
- prt-hrw* (n.) voice-offering
- phty* (a.) strength
- pkr* Poker (place-name); see also *r-pkr*
- pth* (the god) Ptah
- pth-hotep* Ptahhotep (name)
- ptr* (v.) observe, view

- f*
- =*f* he, him, his (suffix pronoun, p. 148)
- m*
- m* in
- m-bsh* in the presence of
- m-m* among
- m-r* (n.) overseer; for specific titles, e.g. *m-r pr*, see the second element
- m33* (v.) see, look at
- m3i-n-hr* Maienhor (name)
- m3r* (v.) present, guide
- m3r* (v.) be true, right, proper; (a.) true; for *n-wn-m3r* see *wn*
- m3r-hrw* (a.) true of voice, justified; (v.) be justified
- m3rt* (n.) what is proper, i.e. truth, harmony; (the goddess) Maat, often written
- mi* as, like
- mity* (n.) equal, peer
- m3het* (n.) cenotaph, tomb
- m3k* (v.) roast
- mw* (n.) water
- mwt* (n.) mother
- mnrt* (n.) wet-nurse
- mnw* dedication, monument (see p. 126)
- mnw* (the god) Min
- mnw-nfr* Minnefer (name)

- mnht* (n.) linen
- mntw* (the god) Montju
- mntw-hotep* Mentjuhotep (name)
- mr(i)* (w.v.) want, love
- mrht* (n.) oil, unguent
- mrs* Meres (name)
- mrti* Merti (name)
- mhnt* (n.) ferry
- ms* (v.) bring, present
- m-s3=f* Emsaf (name)
- ms(i)* (w.v.) give birth
- ms-n* born of
- msw* (n.) offspring
- msd(i)* (w.v.) hate
- m3r* (n.) expedition, army
- mdhw* Medhu (name)
- n*
- =*n* we, us, our (suffix pronoun, p. 148), -*n* we, us (dependent pronoun, p. 149)
- n* to, for; for negative *n* (§39); for *n-c3-n* see *c3*; for *n-wn-m3r* see *wn*
- n* of (§27); (f.) *nt*; (pl.) *nw*
- negative *n* (§39)
- n sp* never
- nis* (v.) call out, summon
- nw* see *n*
- nwt* (the goddess) Nut
- nwt* (n.) town, city; see also *ntr*
- nb* all, every (§16)
- nb* (n.) lord (§16)

- nbt* (n.) lady
- nbt pr* (n.) lady of the house, mistress of the estate, i.e. woman of high status
- nb(=i)-pw-snwsrt* Nebipusenusret (name)
- nbt-hotep* (the goddess) Nephthys
- nbw* (n.) gold
- n-pt3-k3w* Niptahkau (name)
- nf* see *pf*
- nfr* (a.) perfect, good, wonderful, beautiful
- nfrw* (n.) perfection, splendour
- nmtt* (n.) step, formal journey
- nn* see *pn*
- nn* without; future negation (§58)
- nnwy* Nenwy (name)
- nhh* (n.) (for) eternity
- nhnt* (n.) youth
- nht* (a.) strong, vigorous
- nht-i* Nakhti (name)
- nht-cnh* Nakhtankh (name)
- nsw* (n.) king (§23)
- nsw-bity* king of the dualities, king of Upper and Lower Egypt (royal title)
- nst* (n.) hairdresser
- nsmt* (n.) Neshmet-bark, the processional boat of Osiris
- ng3w* (n.) long-horned bull

- nt-nbw* Netnebu (name)
- ntr* (n.) god
- ntrw nwtw* town-gods
- ntr nfr* the perfect god (royal title) (§17)
- ndyt* Nedyet (place-name)
- nd* (v.) protect
- ndm* (a.) sweet
- nds* (a.) small
- nds* (n.) person, individual
- nds(w)* (n.) the lowly
- r*
- r* towards, at; more than (p. 81); in order to (p. 84); for words compounded with *r* see under the second element, e.g. *r-hst*, etc.
- r* (n.) mouth
- r-pr* (n.) temple complex
- r-pkr* Ro-Poker (place-name); see also *pkr*
- r* (n.) day; sun; (the god) Ra or Re
- rm(w)* (n.) fish
- rmt* (n.) people
- rn* (n.) name
- rnpt* (n.) year
- rnpt-sp* (n.) regnal year
- tp-rnpt* (n.) festival of the beginning of the lunar year
- rrwt* Rerut (name)

- rh* (v.) know, learn
- rh-nsw* king's adviser, king's confidant (title)
- rhty* (n.) washerman
- rd* or *rwd* (n.) terrace
- rd(i)* (w.v.) give, put; cause (§40)
- rdwy* (n.) legs, feet
- h*
- hs(i)* (w.v.) descend
- hsb* (v.) send
- hskr* (n.) Haker-rites (at Abydos)
- hi* (n.) husband
- hbny* (n.) ebony
- hnw* (n.) jubilation
- hrw* (n.) day, daytime
- hrt-hrw* daily course
- h*
- hst* (n.) front
- r-hst* before
- hr-hst* before
- hsy* (a.) naked
- hsy* (n.) naked person
- hsty-r* (n.) governor, mayor
- h-rpy* (n.) Nile inundation (often personified as the god Hapy)
- hwt* (n.) enclosure, foundation
- hwt-ntr* (n.) temple
- hwt-hr* (the goddess) Hathor

- hw(i)* (w.v.) beat
- hwt* (n.) beating
- hwi* Hui (name)
- hb* (n.) festival
- hbs* (v.) clothe
- hbsw* (n.) clothing
- hpt* (n.) oar
- hpy* (the god) Hapy, i.e. one of the sons of Horus
- hm* (n.) person (§18)
- hm-ntr* (n.) *hm*-priest
- hmt-ntr* (f.) *hm*-priestess
- hm-k3* (n.) *ka*-priest
- hmt* (n.) wife
- hnc* together with
- hnkt* (n.) beer (§23)
- hr* (the god) Horus; as king's name (§17)
- hr* (n.) face
- hr* on, at; because of; usually written before suffixes; as verbal auxiliary (§42)
- hry* (a) who/which is upon (§60)
- hry-pr* (n.) domestic servant
- hrt-pr* (fem.) domestic servant
- hry-s3ts* (n.) master of secrets
- hry-tp* (n.) chief, superior
- see *nhh*
- hs(i)* (w.v.) praise
- hst* (n.) favour
- hsb* (n.) counter

- hsmn* (n.) amethyst
- hkt* (the goddess) Heket
- hks* (v.) rule
- hks* (n.) ruler
- hkr* (v.) hunger
- hkr* (n.) hungry person
- htp* (v.) content, satisfy, rest, be content; (n.) peace, satisfaction; (n.) offering; (n.) altar; Hetep (name)
- htp-ntr* (n.) divine offerings
- htpt* offerings
- htp di nsw* (n.) an offering which the king gives (§26)
- h*
- ht* (n.) thing, things
- h3* (n.) thousand
- hw* Khu (name)
- hwyt* Khuyt (name)
- hw-n-bik* Khuenbik (name)
- hpt* (n.) death
- hpr* (v.) become; (n.) form, being
- hps* (n.) foreleg, strong arm
- hsty* (n.) enemy
- hnm* (v.) gladden
- hnms* (n.) friend
- hnt* in front
- hnty* (a.) who/which is in front, foremost (§60)
- hnty-imntw* Khentyimentu, i.e. 'foremost of the westerners' (name of Osiris)

hnty sh-ntr 'the one in front at the god's booth' (epithet of Anubis)
 see *imy-hnt*
hnty Khentyt (place-name)
hnt-hnty-htp Khenetkhenyhetep (name)
hr before, in front of
hr (v.) fall
hrt-ib (n.) wish, preference; see *st*
hrw (n.) voice; for *msr-hrw* see *msr*
hrp (v.) control; director (title)
hsf (v.) repel, ward off
hsf(w) (w.v.) travel upstream, travel south; see also *hd(i)*
htm (n.) seal
htmw hry-c seal-bearer, assistant (title)
htmty-bity seal-bearer of the king (title)
m-r htmt treasurer (title)
hd(i) (w.v.) travel north, travel downstream; see also *hsf(w)*

h

hnw (n.) interior; the interior, i.e. the palace
r-hnw inside
hnm (v.) join; (a.) united with (m)
hnmw (the god) Khnum
hr under, carrying
hry (a.) who/which is under (§60)

hry-c (n.) deputy, assistant;
hry-hbt (n.) lector-priest
hry-tp chamberlain (title)
hrt (n.) share, duty
hrt-hrw (n.) daily course
hrt-ntr (n.) cemetery
hrd (n.) child
hkrt-nsw lady-in-waiting (title)
s (n.) man
st (n.) woman
-st she, her, it, they (dependent pronoun, p. 149)
st (n.) place, position, status
st-ib (n.) affection, intimacy
st-c (n.) ability
st-hrt-ib (n.) confidence
m-r st overseer of the storehouse (title)
 see *smyt* (§23)
s3 (n.) son
s3t (n.) daughter
s3-lmn Saamun (name)
s3t-wsrt Satwosret (name)
s3-mnht Samenkhet (name)
s3t-mntw Satmontju (name)
s3-rnnwt (name)

s or *s*

s she, her (suffix pronoun, p. 148)

s3-hwt-hr Sahathor (name)
s3-hnt-hty Sakhentkhetty (name)
s3t-hnt-hty Satkhentkheti (name)
s3t-sbk Satsobek (name)
s3wtty Sautyt (name)
sh (v.) transform into an akh-spirit, transfigure
-sy she, her, it (dependent pronoun, p. 149)
s3 (v.) promote, advance
s3nh (v.) perpetuate (name)
-sw he, him (dependent pronoun, p. 149)
sw3 (v.) pass by, surpass
swrb (v.) decorate
swd (v.) bequeath
s3bi (v.) rebel; *s3bi* (n.) rebel
sbk (the god) Sobek
sp (n.) moment, deed; for *n sp* see *n*; for *rnpt-sp* see *rnpt*
spst (n.) district.
sp(i) (w.v.) bind (together)
sph (v.) lasso
spdt (the goddess) Sothis
sftw or *sftw* (n.) butcher
smi (w.v.) report; (n.) report
smyt (n.) desert (see §23)
smr (n.) courtier, royal companion
smr wri(y) (n.) sole companion

smh (n.) papyrus skiff
smsw (a.) elder, eldest
=sn they, them, their (suffix pronoun, p. 148); *-sn* they, them (dependent pronoun, p. 149)
sn (n.) brother
snt (n.) sister
snw snwt (n.) siblings, brothers and sisters
sn (v.) kiss
s-n-wsrt Senwosret (name)
snb (n.) health; (a.) healthy
snbi Senbi (name)
snfr (v.) improve
snt Senet (name)
sntr (n.) incense
sr (n.) official
srw (n.) goose
srh (v.) complain about, accuse
sh in *hnty sh-ntr*, see under *hnt*
shtp (v.) satisfy; see also *htp*
shtp-ib Sehetepib (name)
sh (n.) countryside
shm (v.) control
shnt (v.) promote, augment
shr (v.) fell, overturn
shr (n.) conduct, plan
shsf (v.) (keep at a) distance
sh (n.) scribe; possibly to be read *s3*
s3sm (n.) procedure, conduct

ss̄t3 (a.) secret; see also *hry-ss̄t3*

skbh (v.) relax, calm down

skd(i) (w.v.) travel, sail

skr (the god) Soker

st (n.) scent; originally *sty*

st(i) (w.v.) shoot, spear

stp (v.) choose; (a.) chosen

sds (v.) travel, depart

sdm (v.) hear, listen; the alternative indicates that the reading had become *sdm*

sdrt (n.) vigil

s̄

šw (v.) be free from (*m*)

šw (the god) Shu

špsy (a.) dignified, wealthy

šps-ns̄w (n.) dignitary of the king

špswt (n.) dignity

špss (n.) wealth, dignity

šm̄r (n.) Upper Egypt

šms (v.) follow

šmsw (n.) follower, attendant

šmsw (n.) following

šn (divine epithet) in Hor-*šn*, a name of Horus

šnyt (n.) entourage

šnwt (n.) granary

šn̄w (n.) magazine, provisioning area

šs (n.) alabaster (calcite)

šsp (v.) receive

k̄

kis Qis (Cusae) (place-name)

kbw Kebu (name)

kbh-snw=f (the god) Qebhsenuf, i.e. one of the sons of Horus

kms (v.) create

krs (v.) bury

krst burial

kd (v.) build; see also *ikdw*

k̄

=k you, your (suffix pronoun, p. 148)

k3 (n.) ka-spirit

k3 (n.) ox, bull

ky Key (name)

ḡ

gb (the god) Geb

gm(i) (w.v.) find

grh (n.) night

t̄

=t you, your (f.) (see *=t*)

t̄ (n.) bread

ts (n.) land

ts̄wy (n.) the two lands, i.e. Upper and Lower Egypt

ts-wr the nome of Thinis (place-name)

-tw you (see *-tw*)

tp (n.) head

tp-c (n.) ancestor (for *hry-tp* see *hry*; for *hry-tp* see *hry*; for *tp-rnpt* see *rnpt*)

or *tpy* (a.) who/which is upon, chief (§60)

tpy dw=f 'the one who is upon his mountain' (title of Anubis)

tf see *pf*

tfnt (the goddess) Tefenet

tn see *pn*

=tn, -tn you, your (pl.) (see *=tn, -tn*)

t̄

=t you, your (f.) (suffix pronoun, p. 148)

ts̄w (n.) breath, wind

ts̄w Tjau (name)

=tn you, your (pl.) (suffix pronoun, p. 148); *-tn* you (pl.) (dependent pronoun, p. 149)

-tw you (dependent pronoun, p. 149)

ts(i) (w.v.) tie, knot, assign

ts̄w (n.) sandbank

d̄

or *d(i)* (w.v.) give; see *rd(i)*

ddt Dedet (name)

dw3 (v.) adore

dw3-mwt=f (the god) Duamutef, one of the sons of Horus

dbi Debi (name)

dbht-htp (n.) required offerings

dpt (n.) boat

d̄

dt (n.) (for) all time, enduringly; see also under *rn̄h*

dst (n.) wrongdoing

ds(i) (w.v.) cross, ferry

dst (n.) boat-journey

dw (n.) mountain; for *tpy dw=f* see *tpy*

dws (v.) denounce

d̄m (n.) electrum

or *df(3w)* (n.) provisions

df3-h̄rpy Djefahapy (name)

dhwtj (the god) Thoth

dhwtj (n.) the festival of Thoth

dr since

dr-ntt because

ds self; used in conjunction with suffix pronoun, *ds=i* 'myself', etc

dsr (v.) separate, clear; (a.) sacred

ts dsr the sacred land (place-name)

dd (v.) say, speak

or *ddw* Djedu (place-name)

Reading uncertain

?-nt (n.) half-month festival, perhaps read *m̄dd̄nt* or *smdt* (see p. 76)

Key to the exercises

Chapter 1

1.1 Kings' names:

	hwfw	Khufu
	lssi	Icsi
	ppi	Pepi

1.2 Words from the roasting scene:

	m'k		srw
--	-----	--	-----

1.3 Gods' names:

	Inpw		hkt
	pth		sbk
	r'c		skr

1.4 Transliterating words:

	nds		rn
	hb		bin
	spd		ikr
	m'c3		pkr
	sryt		hd
	pt		rm
	hbs		ss
	hps		stt

1.5 Writing out words in hieroglyphs:

hr		htm	
sr		krst	

1.6 Translation:

a. nds ikr	the/an astute individual	b. shr ikr	the/an excellent plan
c. hnc snbi	with Senbi	d. r pkr	to Poker

1.7 Translating the offering scene:

hps n k3 n snbi m'c-hrw A foreleg for the ka of Senbi, the justified.

1.8 Study exercise: A fishing and fowling scene:

Above scene on left:
stt rm(w) in snbi m'c-hrw
Spearing the fish by Senbi, the justified.

Above scene on right
m'c3 r spd(w) in snbi m'c-hrw
Throwing at the birds by Senbi, the justified.

Chapter 2

2.2 Words:

	s3		k3
	w3t		mr
	smr		wp
	sbdw		ddw
	imn		hnmw
			wp-w3wt

2.4 Expressions:

a.	ntr	great god	b.	ht nbt	everything
				nfrt w'bt	good and pure

2.6 Dating:

a. rnpt-sp 25 hr hm (n) ntr nfr nb twy	Regnal year 25 under the person of the perfect god, the lord of the two lands
n-m'c-t-r'c di 'nh mi r'c dt	Nimaatre, given life like Re enduringly.
b. rnpt-sp 14 hr hm n nsw-bity	Regnal year 14 under the person of the king of Upper and Lower Egypt
hpr-k3-r'c 'nh dt	Kheperkare, living enduringly.
c. rnpt-sp 13 hr hm n nsw-bity	Regnal year 13 under the person of the king of Upper and Lower Egypt
nbw-k3w-r'c di 'nh dt r nhh	Nubkaure, given life enduringly and repeatedly.

2.7 Study exercise: Middle Kingdom kings of the 12th dynasty:

The order of the first cartouche names should be as follows:

shp-ib-r'c	(Amenemhet I)	h'c-k3w-r'c	(Senwosret III)
hpr-k3-r'c	(Senwosret I)	n-m'c-t-r'c	(Amenemhet III)
nbw-k3w-r'c	(Amenemhet II)	m'c-hrw-r'c	(Amenemhet IV)
h'c-hpr-r'c	(Senwosret II)	sbk-k3-r'c	(Nefrusobek)

2.8 Study exercise: New Kingdom pharaohs:

The New Kingdom pharaohs listed are:

nb-phty-r'c	l'c-ms	Ahmosé
dsr-k3-r'c	imn-htp	Amenhotep I
'3-hpr-k3-r'c	dhwtj-ms	Thutmose I
'3-hpr-n-r'c	dhwtj-ms	Thutmose II
m'c-t-k3-r'c	h3t-špswt hnm-t-imn	Hatshepsut
mn-hpr-r'c	dhwtj-ms	Thutmose III
'3-hprw-r'c	imn-htp h'k3-iwnw	Amenhotep II
mn-hprw-r'c	dhwtj-ms	Thutmose IV
nb-m'c-t-r'c	imn-htp h'k3-w3st	Amenhotep III
nfr-hprw-r'c w'c-n-r'c	šh-n-ltn	Akhenaten
nb-hprw-r'c	tw-t-'nh-imn h'k3-iwnw-šm'c	Tutankhamun

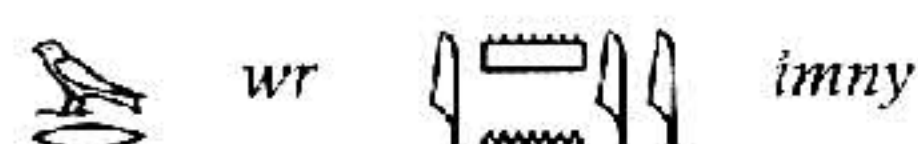
<i>dsr-hprw-r^c stp-n-r^c</i>	<i>hr-m-hb mry-imn</i>	Horemheb
<i>mn-ph^cty-r^c</i>	<i>r^c-ms-sw</i>	Ramesses I
<i>mn-m^ct-r^c</i>	<i>sty mry-n-pt^c</i>	Seti I
<i>wsr-m^ct-r^c stp-n-r^c</i>	<i>r^c-ms-sw mry-imn</i>	Ramesses II
<i>wsr-m^ct-r^c mry-imn</i>	<i>r^c-ms-s(w) h^ck^c-lwnw</i>	Ramesses III

2.9 Study exercise: BM EA 117

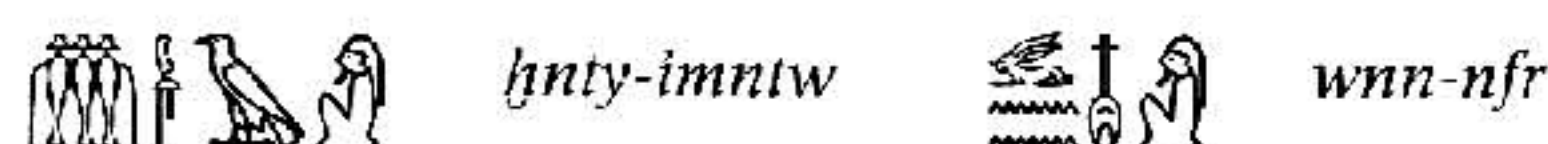
The missing pharaohs are all the pharaohs of the 13th–17th dynasties inclusive, and within the 18th dynasty, Hatshepsut, Akhenaten and Tutankhamun (as well as the other Amarna pharaohs, Ay and the shadowy figure of Neferneferuaten/Smenkhkare).

Chapter 3

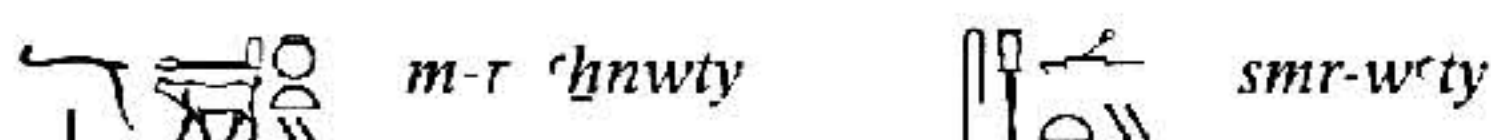
3.2 Words:



3.3 Gods' names:



3.4 Titles



3.6 The offering formula from BM EA 162:

<i>htp-di-nsw</i>	An offering which the king gives/places
<i>hr isir hnty-imntw</i>	before Osiris-Khentimentu,
<i>[ntr ʿs nb] ʿbdw</i>	[great god, lord] of Abydos,
<i>m s(w)t=f nbt nfrt w^cbt</i>	in all his good and pure places,
<i>di=f prt-hrw</i>	so that he may give a voice offering
<i>m t m hnk^t</i>	in bread and in beer
<i>m k³ ʿpd m ht nb(t) nfrt</i>	in ox and fowl and everything good
<i>n k³ n imshy hr ntr ʿs</i>	for the ka of the revered one before the great god,
<i>m-r m^c wr imny</i>	the general-in-chief Ameny,
<i>ir-n kbw m^c-hrw</i>	born of Kebu, the justified.

3.7 Offering table scene:

<i>dbht-htp</i>	The required offerings:
<i>h³(w) k³ ʿpd ht nbt nfrt w^cbt</i>	thousands of ox and fowl and everything good and pure
<i>n k³ n imshy</i>	for the ka of the revered one,
<i>hsty-^c snbt m^c-hrw</i>	the governor Senbi, the justified.

3.8 Study exercise: BM EA 587

<i>htp-di-nsw</i>	An offering which the king gives
<i>isir nb ddw ntr ʿs nb ʿbdw</i>	to Osiris, lord of Djedu, great god, lord of Abydos,
<i>prt-hrw</i>	a voice offering of
<i>t hnk^t k³ ʿpd ʿs mnht</i>	bread and beer, ox and fowl, alabaster and linen,
<i>ht nbt nfr(t) w^cbt(t)</i>	and everything good and pure
<i>ʿnht ntr im</i>	on which a god lives
<i>n k³ n imsh(w)</i>	for the ka of the revered one,
<i>m-r hnw(ty) imn-m-hst</i>	the overseer of the chamber Amenemhet, the justified.
<i>m^c-hrw</i>	

3.9 Study exercise: BM EA 585

<i>htp-di-nsw</i>	An offering which the king gives
<i>isir nb ddw ntr ʿs nb ʿbdw</i>	to Osiris, lord of Djedu, great god, lord of Abydos,
<i>di=f prt-hrw</i>	so that he may give a voice offering of
<i>t hnk^t k³ ʿpd ʿs mnht</i>	bread and beer, ox and fowl, alabaster and linen,
<i>ht nbt ʿnht ntr im</i>	and everything on which a god lives
<i>n k³ n imshy</i>	for the ka of the revered one,
<i>dd htp(w)-ntr n ntrw</i>	the offering-giver to the gods,
<i>hsb-ʿsnwty m-r pr</i>	the counter of the double granaries and steward
<i>s³-rnnwt m^c-hrw</i>	Sarenenutet, the justified,
<i>ms-n b³-mkt</i>	born of Bameket.

Chapter 4

Labels to the map of Abydos on p. 55:

<i>rwd n ntr ʿs</i>	the terrace of the great god.
<i>hwt-ntr nt isir hnty-imntw</i>	the temple of Osiris-Khentimentu.
<i>pk^r</i>	Poker
<i>ts dsr</i>	sacred land

4.2 Words:

4.3 Translation:

	<i>snt</i>		<i>hmt</i>	Meir II, pl. 4:	<i>sph ngiw</i>
					Lassoing the long-horned bull
	<i>dw³</i>		<i>sn</i>	Meir I, pl. 11:	<i>wpt k³(w)</i>
					Separating the bulls
	<i>sn</i>		<i>whm</i>		

4.4 Translating the captions on BM EA 101:

Centre:

<i>ptr nfrw ntr nfr</i>	Seeing the splendour of the perfect god
<i>h^c-k³w-r^c m^c-hrw</i>	Khakaure, the justified,
<i>mry wp-w³wt nb ts-dsr</i>	beloved of Wepwawet, lord of the sacred land
<i>mry isir wnn-nfr nb ʿbdw</i>	beloved of Osiris-Wennefer, lord of Abydos.

Right:

<i>dw³ wp-w³wt m prt=f nfrt</i>	Adoring Wepwawet during his wonderful procession
<i>dt r nh^h</i>	for ever and ever.

Left:

<i>dw³ isir m hb(w)=f nfrw</i>	Adoring Osiris during his wonderful festivals
<i>dt r nh^h</i>	for ever and ever.

4.5 Translating the captions on BM EA 581

Top:

<i>sn ts n hnty-imntw</i>	Kissing the ground to Khentimentu
<i>m³ nfrw wp-w³wt</i>	and seeing the splendour of Wepwawet
<i>in m-r hnwty intf</i>	by the overseer of the chamber Intef.

Bottom:

<i>prt-hrw n imsh(w)</i>	A voice-offering for the revered one
<i>m-r hnwty intf ir-n snt</i>	the overseer of the chamber Intef, born of Senet.

4.6 Study exercise: Fishing and fowling scene from the tomb of Senbi at Meir

Left-hand scene:

stt rm(w) Spearing fish
in imshy hr isir nb smyt imntt by the revered one before Osiris, lord of the western desert,
hsty-^c m-r hm-ntr the governor and overseer of the priests
snbi m^c-hrw Senbi, the justified.

Right-hand scene:

cm^c r spd(w) Throwing at birds
in hsty-^c htmty-bity by the governor, seal-bearer of the king,
smr w^cty snbi m^c-hrw and sole companion Senbi, the justified.

Above Senbi's wife:

hmt=f n st-ib=f His wife of his affection
mrs nbt imsh Meres, possessor of reverence.

4.7 Study exercise: The coffin of Nakhtankh (BM EA 35285)

Eastern side – horizontal inscription:

htp-dt-nsw An offering which the king gives
isir nb ddw hnty-imntw to Osiris, lord of Djedu, Khentyimentu,
ntr ^c nb ibdw great god, lord of Abydos,
dt=f ht nb(t) nfrt w^cbt so that he may give everything good and pure:
hs m t hnkt a thousand of bread and beer,
ks spd ss mnht ox and fowl, alabaster and linen,
^cnht ntr im on which a god lives,
n ks n imsh(y) for the ka of the revered one,
nht-^cnh m^c-hrw Nakhtankh, the justified.

Vertical inscriptions from north to south:

imsh(y) hr imstt nht-^cnh The revered one before Imseti, Nakhtankh.
imsh(y) hr sw nht-^cnh m^c-hrw The revered one before Shu, Nakhtankh, the justified.
imsh(y) hr gb nht-^cnh m^c-hrw The revered one before Geb, Nakhtankh, the justified.
imsh(y) hr dw^c-mwt=f nht-^cnh The revered one before Duamutef, Nakhtankh, the justified.
m^c-hrw

Western side – horizontal inscription:

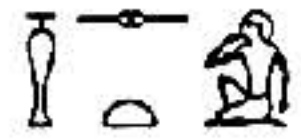




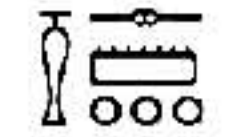
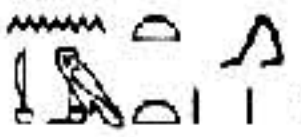


htp-dt-nsw An offering which the king gives
inp(w) hnty sh-ntr to Anubis, the one before the divine booth,
tp(y)-dw=f im(y)-wt the one on his mountain, the one in the wt,
nb t-dsr lord of the sacred land:
krst nfrt m ts=f nfr n hrt-ntr a good burial in his wonderful tomb of the necropolis;
imshy hr ntr ^c the revered one before the great god,
nht-^cnh m^c-hrw Nakhtankh, the justified.

Vertical inscriptions from north to south:

imsh(y) hr hpy nht-^cnh m^c-hrw The revered one before Hapy, Nakhtankh, the justified.
imsh(y) hr tfnt nht-^cnh m^c-hrw The revered one before Tefnut, Nakhtankh, the justified.
imsh(y) hr nwt nht-^cnh m^c-hrw The revered one before Nut, Nakhtankh, the justified.
imsh(y) hr kbh-snw=f nht-^cnh The revered one before Qebhsenuel, Nakhtankh, the justified.
m^c-hrw

Chapter 5

5.2 Words:

	<i>hst</i>		<i>hnms</i>
	<i>dt</i>		<i>wds</i>
	<i>hks</i>		<i>hsmn</i>
	<i>nmtt</i>		<i>twit</i>
	<i>ds(i)</i>		

5.3 Translation:

- iw ir.n=i prt ^ct* I conducted the great procession.
- iw krs.n=i h(w)* I buried the old.
- iw rdi.n(=i) t n hkr hbsw n hry* I gave bread to the hungry and clothes to the naked.
- iw ds.n(=i) tww m mhnt(=i) ds(=i)* I ferried the boatless in my own ferry.
- iw whm.n(=i) hst hr nsw* I repeated favour before the king.

5.4 Study exercise: BM EA 1783

Lines 1-2:

htp-dt-nsw An offering which the king gives
inpw tp(y)-dw=f to Anubis, the one on his mountain,
im(y)-wt nb t-dsr the one in the wt, lord of the sacred land:
prt-hrw n hsty-^c a voice offering for the governor,
htmty-bity smr-w^ct(y) seal-bearer of the king, sole companion,
hry-hbt and lector-priest,
imshw hr ntr ^c nb pt and revered one before the great god and lord of the sky,
in-hrt-nht Inhuretnakht.

Lines 4-5:

iw rdi.n(=i) t n hkr I gave bread to the hungry
hbsw n hry and clothes to the naked.
iw ds.n(=i) tww <m> mhnt(=i) ds(=i) I ferried the boatless in my own ferry.
iw ir.n(=i) ks(w) 100 m iri.n(=i) ds(=i) I acquired 100 bulls through what I did myself.

The family:

hmt=f mrt=f hkr-nsw-w^ctt His beloved wife, the sole lady-in-waiting
hm(t)-ntr hwt-hr and priestess of Hathor,
imsh hwt the revered one Hui.
st=f mry=f nnwy His beloved son Nenwy.

The dedication:

irti.n n=f st=f smsw=f mry=f dbi What his beloved eldest son Debi made for him.

5.5 Study exercise: BM EA 571 (top)

First offering formula:

htp-dt-nsw An offering which the king gives
isir nb ddw hnty-imntw to Osiris, lord of Djedu, Khentyimentu,
ntr ^c nb ibdw great god, lord of Abydos,
dt=f prt-hrw t hnkt so that he may give a voice offering of bread and beer,

h3 m k3 3pd 3s mnht a thousand of ox and fowl, alabaster and linen,
ht nb(t) nfr(t) w^cb(t) and everything good and pure
ˆnht ntr ˆ3 im on which the great god lives
n imsh(w) rh-nsw mry nb=f for the revered one, king's advisor beloved of his lord,
m-r pr s3-hwt-hr m3-hrw the steward Sahathor, the justified,
hmt=f mrt=f hw (and) his beloved wife Khu.

(the formula is finished off by the inscriptions above the figures of Sahathor and Khu)

Offering-bearers:

s3=f mry=f m-r pr s3-mnht m3-hrw His beloved son, the steward Samenkheth, the justified.
m-r st intf The overseer of the storehouse Intef.
wb3 m-s3=f The cup-bearer Emsaf.

Second offering formula:

htp-di-nsw An offering which the king gives
3str nb imnt nfrt to Osiris, lord of the beautiful west,
ntr ˆ3 nb 3bdw great god, lord of Abydos,
di=f mw hnk̄t sntr mrht so that he may give water and beer, incense and unguent
ht nb(t) nfr(t) w^cb(t) and everything good and pure
ˆnht ntr im on which a god lives
m 3bd m ?-nt at the month-festival, at the half-month festival
w3g dhwt the Wag-festival and the Thoth-festival
dsi ntr r pkr and the (festival of) the god's boat-journey to Poker
n imsh(w) m-r pr s3-imn m3-hrw for the revered one, the steward Saamun, the justified,
hmt=f mrt=f hw (and) his beloved wife Khu.

(once again the formula is finished off by the inscriptions above the figures of Saamun and Khu)

Offering-bearers:

wb3 shtp-ib The cup-bearer Sehetepib.
hnms=f mry=f intf His beloved friend Intef.

5.6 Study Exercise: BM EA 571 (bottom)

Transliteration and Translation:

a. Family:

s3=f mry=f imny His beloved son Ameny.
hmt=f mrt=f s3t-wsr(t) His beloved wife Satwosret.
s3=f mry=f hm-ntr s-n-wsr His beloved son the priest Senwosret.
hmt=f mrt=f s3t-mntw His beloved wife Satmentju.
s3=f mry=f m-r pr imn-m-hst His beloved son the steward Amenemhet.
mwt=f bt His mother Bet.

You may have noticed that the use of 'his' renders the precise reconstruction of genealogies rather problematic. Here the male figures are given in relation to either Sahathor or Saamun (the principal male figures in the offering scenes above), whereas the pairing of male and female figures seems to relate the females to their accompanying male figure rather than directly to either Sahathor or Saamun.

b. Household and estate:

šmsw 3w The attendant Tjau. *wb3t htp* The cup-bearer Hetep.
hrt-pr hw The domestic Khu. *ˆk(y)t ddt* The entering-maid Dedet.
sftw s3-hwt-hr The butcher Sahathor. *rhty s3-hwt-hr* The washerman Sahathor.

Chapter 6

6.2 Words:

	<i>dr</i>		<i>mi</i>
	<i>nd</i>		<i>hsf</i>
	<i>mity</i>		<i>sdr</i>
	<i>skd</i>		<i>šms</i>

6.3 Translation:

- a. *iw krs.n=i 3(w)* I buried the old,
hbs.n=i h3y I clothed the naked,
n ir(=i) twit r rmt and I did no wrong against people.
- b. *iw di.n(=i) r n hkr* I gave bread to the hungry
hbs(w) n h3y and clothes to the naked;
n srh(=i) ˆ3(w) I did not complain about the great,
skbh.n(=i) nds(w) and I put the lowly at (their) ease.
- c. *iw sˆ3.n=f w(i)* He advanced me,
shnt.n=f st(=i) he promoted my position,
di.n=f w(i) m st hrt-ib=f and placed me in his confidence
m ˆh=f n wˆcw in his private palace (palace of privacy).

6.4 Translation:

tw=i hr mˆk dr p3t I have been roasting since the beginning of time -
n m3=i mity srw pn I have never seen the like of this goose.

6.5 Study exercise: The Osiris Mysteries at Abydos:

a. Transliteration and Translation

- 1 *iw ir.n=i prt wp-w3wt* I conducted the procession of Wepwawet,
wds=f r nd it=f when he set out to protect his father;
hsf.n=i sbi(w) hr nšmt I drove away the rebels at the Neshmet-bark;
shr.n=i hft(w) 3sir and I felled the enemies of Osiris.
- iw ir.n=i prt ˆ3t* I conducted the great procession,
šms=i ntr r nmtt=f following the god at his travels;
di.n=i skd dpt-ntr and I made the god's boat sail.
- 2 *iw dsr.n=i w3(w)t ntr* I cleared the ways of the god
r mˆhˆt=f hntt pkr to his tomb at the forefront of Poker.
- iw nd.n=i wnn-nfr* I protected Wenennefer
hrw pf n ˆh3 ˆ3 on that day of the great fight;
shr.n=i hft(w)=f nb I felled all his enemies
hr 3sw n ndyt on the bank of Nedyet
di.n=i wds=f r hnw wrt and I had him proceed inside the great bark.
- 3 *in.n=s 3sir hnty-imntw* (and) it brought Osiris Khentyimentu
nb 3bdw n ˆh=f lord of Abydos to his palace,
šms.n=i ntr r pr=f and I followed the god to his house.

6.6 Study exercise: BM EA 586

a. Text:






rnpt-sp 14 hr hm n nsw-bity Year 14 under the person of the king of Upper and Lower
 hpr-k3-r' nh dt Egypt Kheperkare living forever.
 imsh(w) it-ntr ity dd=f The revered one, the god's father Ity says:
 iw whm.n(=i) hst hr nsw I repeated favour before the king
 s'z lb(=i) r it(w)=(i) and advanced my heart more than my forefathers
 hprw r-hst=i who existed before me.
 iw ts.n -n=i hm=f htm 'z His person assigned to me a great seal
 m hsmn w'cb in pure amethyst,
 mi šps-nsw nb just like any dignitary of the king.
 sryt=i m hbny sw'bt m d'cm and my staff in ebony decorated in electrum.
 imsh(w) it-ntr ity The revered one, the god's father Ity.
 hmt=f mrt=f twrt His beloved wife Iuri.

b. The family:

st=f intf His son Intef.
 st=f imn-m-hst His son Amenemhet.
 st=f st-sbk His daughter Satsobek.
 st=f st-wsrt His daughter Satwosret.

Chapter 7

7.2 Words:

 ndm  km3
 hr  wd
 nht

7.4 Translation:

a. ink nqs ikr I was an astute individual
 dd m r=f who spoke with his (own) mouth,
 ir m hps=f who acted with his (own) strong arm,
 shsf nwt=f r=f and who kept his town at a distance from himself.
 ink šps m wst I was a dignitary in Thebes,
 iwn 'z m hntyt and a great pillar in Khentyt.
 iw sw3.n(=i) mity(=i) nb I surpassed any peer of mine
 m nwt tn m šps nb in this town in all kinds of dignity/wealth.

b. b3k=f m' n st-ib=f His true servant of his affection,
 hnt(y) st m pr nb=f one foremost of position in the house of his lord;
 st 'z n ib=f an official great of his heart,
 rh hrt-ib nb=f one who knows the desire of his lord.
 šms sw r nmmt=f nb(t) one who follows him at all his journeys.

7.5 Stela of Ity (BM EA 586):

imsh(w) it-ntr mry nb=f m' The revered one the god's father, one truly beloved of his
 lord,
 hr(y)-s3t3 n imn-r' m st=f nb the master of secrets of Amun-Ra in any place of his,
 ity ms-n st-sbk Ity born of Satsobek.

(honorific transposition of nb=f 'his lord')

7.6 Relative forms:

ddt pt kmst it which the sky gives, which the land creates,
 innt h'p(y) and which the inundation brings.

7.7 Study exercise: BM EA 558

htp-di-nsw An offering which the king gives
 ssir nb ddw ntr 'z nb šbdw to Osiris, lord of Djedu, great god, lord of Abydos,
 di=f prt-hrw so that he may give a voice offering of
 t hnt k3 špd šs mnht bread and beer, ox and fowl, alabaster and linen,
 ht nb(t) nfr(t) w'cb(t) nht ntr im and everything good and pure on which a god lives
 n k3 n imsh(w) ky for the ka of the revered one Key,
 rh-nsw m' mry=f a true king's adviser beloved of him
 ir(r) hs(s)t nsw who does what the king favours
 m hrt-hrw nt r' nb during the course of every day.
 il(.n=i) m nwt(=i) I have come from my town;
 hs.n(=i) m spst(=i) I have descended from my district.
 ink dd nfrt I was one who said what is good,
 mrrt hrt rh-nsw and what the director of king's advisers loves.
 n dws(=i) s n hry-tp=f I did not denounce a man to his superior;
 n wd(=i) hwt m s=i I did not command a beating for a man of mine.
 imsh(w) hr ntr 'z The revered one before the great god
 whm ky ms-n mrti m' hrtw the reporter Key, born of Merti, the justified.

7.8 Study exercise: BM EA 143

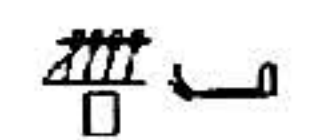


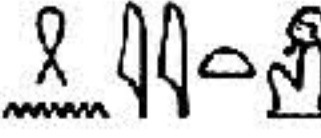
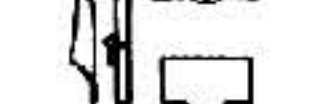

htp-di-nsw An offering which the king gives
 ssir nb ddw ntr 'z nb šbdw to Osiris, lord of Djedu, great god, lord of Abydos,
 di=f prt-hrw so that he may give a voice offering of
 t hnt k3 špd šs mnht bread and beer, ox and fowl, alabaster and linen,
 ht nbt nfrt w'cb nht ntr im and everything good and pure on which a god lives,
 ddt pt kmst it which the sky gives, which the land creates,
 innt h'p(y) and which the inundation brings
 m htp-di-nsw as an offering which the king gives,
 šw n nht ndm st sntr w'cb the sweet breath of life, and the scent of pure
 incense
 n k3 n hsty- nht m' hrtw for the ka of the governor Nakhti, the justified,
 ms-n nht m' hrtw born of Nakhti, the justified.

Below (from right to left):

hmt=f nbt-pr nt-nbw m' hrtw His wife, the mistress of the house Netnebu, the justified.
 mwt=f nbt-pr nht m' hrtw His mother, the mistress of the house Nakhti, the justified.
 mn't 3st The wet-nurse Iset.

Chapter 8

8.2 Words:

 šsp  s3h
 m' hrt  šnyt
 is  šb

8.3 BM EA 567:

rnpt-sp 13 hr hm n
 nsw-bity nbw-k1w-r
 di nḥ dt r nḥh
 htp-dī-nsw
 ʒsr nb dḏw hnty-imntw nb ʒbdw
 wp-wʒwt hnty ʒbdw
 hkt hnc hnmw
 ntrw nb ʒbdw
 di=sn prt-hrw
 t hnkṯ k3 ʒpd ʒs mnḥt
 ht nbt nfr(t) pr(r)t m-bʒh ntr ʒ
 ms.t(w) n=f ʒwy hr htp
 m hb(w) nw hrt-ntr
 hnc ʒms(w) n ʒsr
 tp(w)- hprw hr-hʒt
 ʒh tw wr(w) nw dḏw
 ʒnyt imt ʒbdw

Regnal year 13 under the person of
 the king of Upper and Lower Egypt Nubkaure,
 given life enduringly and repeatedly.
 An offering which the king gives
 to Osiris, lord of Djedu, Khentyimentu, lord of Abydos
 and Wepwawet, the one at the forefront of Abydos,
 Heket and Khnum
 and all the gods of Abydos
 so that they may give a voice offering of
 bread and beer, ox and fowl, alabaster and linen,
 and everything good which goes before the great god.
 May hands be presented to him carrying offerings
 during the festivals of the necropolis
 along with the followers of Osiris,
 the ancestors who existed before.
 May the great ones of Djedu
 and the entourage in Abydos enspirit you.

dd.t(w) n=f itw m htp
 in wrw nw ʒbdw
 ʒʒ=f hnc ntr ʒ
 m dʒt-ntr r r-pkr
 nʒmt wrt r nmtt=s
 m hb(w) nw hrt-ntr

May 'Welcome in peace' be said to him
 by the great ones of Abydos.
 May he travel with the great god
 during the god's journey to Ro-Poker,
 when the great Neshmet-bark is at its journeys
 during the festivals of the necropolis.

sdm=f hnw m r n t3-wr
 hskr grḥ n ʒrt
 m ʒdryt nt hr-ʒn

May he hear jubilation in the mouth of Tawer
 (at) the Haker-rites of the night of vigil
 during the vigil of Horus-ʒn.

8.4 Study exercise: BM EA 584

htp-dī-nsw
 ʒsr nb dḏw hnty-imntw
 <ntr> ʒ nb ʒbdw
 wp-wʒwt nb t3 dʒr
 hnmw hnc hkt
 ntrw nbw smyt imntt
 di=sn prt-hrw
 t hnkṯ k3 ʒpd ʒs mnḥt
 htp dʒf(ʒw)
 n k3 n imʒh(w)
 m-r ikḏw hw-n-bik dd

An offering which the king gives
 to Osiris, lord of Djedu, Khentyimentu
 great (god), lord of Abydos,
 Wepwawet, lord of the sacred land,
 Khnum and Heket
 and all the gods of the western desert,
 so that they may give a voice offering of
 bread and beer, ox and fowl, alabaster and linen,
 offerings and provisions
 for the ka of the revered one
 the overseer of builders Khunenbik, who says:

i nḥw swʒt(y).sn hr mḥrt in
 m hd m hʒft
 m mrr=tn ʒms wp-wʒwt r nmtt=f nb
 dd=tn t hnkṯ h3 k3 ʒpd h3
 ʒs mnḥt h3 htp dʒf(ʒw) h3
 m ht nb(t) nfrt wʒbt nḥt ntr im
 n k3 n imʒhy hr ntr(w) nb(w) ʒbdw
 hr nsw

O the living who may pass by this tomb
 in going north or in going south,
 in that you wish to follow Wepwawet at all his journeys,
 may you say: 'Bread and beer, 1000, ox and fowl, 1000,
 alabaster and linen, 1000, offerings and
 provisions, 1000,
 as everything good and pure on which a god lives
 for the ka of the revered one before all the gods of Abydos
 and before the king.

m-r ikḏw hw-n-bik mʒt-hrw
 ms-n rrwt

the overseer of builders Khunenbik, the justified,
 born of Rerut'.

The family:

hmt=f hwt-hr ms-n mʒi-n-hr
 ʒst=f rrw(t) mʒt(t)-hrw
 in ʒʒ=f ʒnḥ rn=f
 m-r ikḏw n-ptḥ-k3(w)
 ʒʒ=f mry=f ptḥ-htp

His wife Hathor, born of Mainenhor.
 His daughter Rerut, the justified.
 It is his son who has made his name live (on)
 the overseer of builders Niptahkau.
 His beloved son Ptahhotep.

8.5 Study exercise: BM EA 162

htp-dī-nsw
 hr ʒsr hnty-imntw
 [ntr ʒ nb] ʒbdw
 m s(w)t=f nbt nfrt wʒbt
 di=f prt-hrw
 m t m hnkṯ
 m k3 ʒpd m ht nb(t) nfrt
 n k3 n imʒhw hr ntr ʒ
 m-r mʒt wr imny
 ir-n kbw mʒt-hrw
 di.t(w) n=f ʒwy m nʒmt
 hr wʒ(w)t imnt
 ʒʒp=f htpt hr htp ʒ
 m hb(w) n hrt-ntr
 dd.t(w) n=f itw m htp
 in wr(w) n ʒbdw
 m wʒg m dḥwt
 m hb-skr m prt-mnw
 m prt ʒpd m tp-rnpt
 m hb(w) nb ʒ irrw
 n ʒsr hnty-imntw ntr ʒ
 n k3 n m-r mʒt wr imny

An offering which the king gives/places
 before Osiris-Khentyimentu,
 [great god, lord] of Abydos
 in all his good and pure places,
 so that he may give a voice offering
 in bread and in beer
 in ox and fowl and in everything good
 for the ka of the revered one before the great god,
 the general-in-chief Ameny,
 born of Kebu, the justified.
 May help be given to him in the Neshmet-bark
 on the ways of the West.
 May he receive offerings (from) upon the great altar
 during the festivals of the necropolis.
 May 'Welcome in peace' be said to him
 by the great ones of Abydos
 at the Wag-festival, at the Thoth-festival,
 at the Sokcr-festival, at the procession of Min,
 at the procession of Sothis, at the beginning of the
 lunar year,
 and at all the great festivals which are performed
 for Osiris-Khentyimentu, the great god,
 for the ka of the general-in-chief Ameny

Family, colleagues and staff in central scene:

hmt=f mrt=f
 irrt hʒst=f rʒ nb
 hm(t)-ntr hwt-hr mdḥw
 mʒt-n imny mʒt-hrw
 wʒbt ʒst-hnt-hty
 bʒk=f mʒt n st-ib=f
 irr hʒst=f rʒ nb
 m-r hmt ʒʒ-hwt-hr
 nb imʒh mʒt-hrw
 sn=f mr(y)=f hnt-hty-htp
 ir-n ʒst-sbk mʒt-hrw

His beloved wife
 who does what he favours every day
 the priestess of Hathor Medhu,
 born of Ameny, the justified.
 The cup-bearer Satkhenetkhetty.
 His true servant of his affection,
 who does what he favours every day
 the treasurer Sahathor,
 possessor of reverence, the justified.
 His beloved brother Khenetkhettyhetep
 born of Satsobek, the justified.

Lower scene:

ʒʒ-hnt-hty
 hm-k3 dʒʒ-hʒp(y)
 nʒt hwyt
 hr(y)-pr imny
 hr(y)-pr ʒwtyt

Sakhnetkhetty.
 The ka-priest Djefahapy.
 the hairdresser Khuyet.
 The domestic Ameny.
 The domestic Sautyt.

Bibliography and further reading

The following bibliography is highly selective and aimed at works which will supplement this book and aid you in further reading and study. We have tried to concentrate on books which are still in print and available through major stockists. However, some works of particular relevance for the topics covered in this book will probably only be found in specialist libraries and these are prefixed with *.

Hieroglyphs

On hieroglyphs, two books in particular can be recommended to complement the early part of this book:

W.V. Davies, *Egyptian Hieroglyphs*, Reading the Past series, British Museum Press, London 1987.

J. Malek, *ABC of Egyptian Hieroglyphs*, Ashmolean Museum, Oxford 1994.

Kings' names

A fuller list of the cartouches of the kings of Egypt can be found in:

S.J. Quirke, *Who were the Pharaohs? A History of their Names with a List of their Cartouches*, British Museum Press, London 1990.

Stelae

If you are interested in extending your reading of stelae and coffins, then examples for study are on display in most major museums. In the UK, the following museums have particularly suitable collections (the list is not exhaustive and a number of other museums and private collections also have Middle Kingdom stelae and coffins on display):

Southern England: British Museum, London; Ashmolean Museum, Oxford; Fitzwilliam Museum, Cambridge.

Northern England: Merseyside County Museum, Liverpool; The Manchester Museum; The Oriental Museum, Durham.

Scotland: Royal Museum of Scotland, Edinburgh; Kelvingrove Art Gallery and Museum, Glasgow.

However, if you have access to a good specialist library (such as the library of the Egypt Exploration Society, open to members of the society) then the following two works contain a number of interesting stelae for study:

The most convenient collection of Abydos stelae remains:

* W.K. Simpson, *The Terrace of the Great God at Abydos: The Offering Chapels of Dynasties 12 and 13.*, Publications of the Pennsylvania-Yale Expedition to Egypt No. 5, Peabody Museum of Natural History and The University Museum of the University of Pennsylvania, New Haven and Philadelphia 1974.

(This book contains photographs of a number of Abydene Middle Kingdom stelae from museum collections around the world, including some of the stelae studied here, reassembled by Simpson into the original groups of monuments found at Abydos.)

The following title contains a number of stelae from Nagr ed-Deir of a similar kind to BM EA 1783 (p. 74):

* D. Dunham, *Naga-ed-Dêr stelae of the First Intermediate Period*, Museum of Fine Arts, Boston 1937.

Coffins

A convenient introduction to coffins and their development is:

J.H. Taylor, *Egyptian Coffins*, Shire Publications, Aylesbury 1989.

A more detailed discussion of Middle Kingdom coffins can be found in:

* H.O. Willems, *Chests of Life: A Study of the Typology and Conceptual Development of Middle Kingdom Standard Class Coffins*, Orientaliste, Leuven 1988.

Religion: Osiris and the afterlife

A convenient recent account is provided in:

S.J. Quirke, *Ancient Egyptian Religion*, British Museum Press, London 1992 (especially Chapters 2 and 5).

Titles

There is no readily available general work on titles to aid you in your reading. However, a convenient listing of titles by function can be found in:

* S.J. Quirke, 'The regular titles of the late Middle Kingdom', *Revue d'Égyptologie* 37 (1986), pp. 107-30.

Otherwise, the major listing of Middle Kingdom titles with hieroglyphs, transliteration and translation is:

* W.A. Ward, *Index of Egyptian Administrative and Religious Titles of the Middle Kingdom, with a Glossary of Words and Phrases Used*, American University in Beirut Press, Beirut 1982.

Translations

The most convenient set of translations for Middle Kingdom stelae (which includes a number of, but far from all, the examples in this book) is:

- * M. Lichtheim, *Ancient Egyptian Autobiographies chiefly of the Middle Kingdom: A Study and an Anthology*, Orbis Biblicus et Orientalis 84, Universitätsverlag, Freiburg and Vandenhoeck & Ruprecht, Göttingen 1988.

Some stelae are also included in Lichtheim's earlier and more readily available book:

- M. Lichtheim, *Ancient Egyptian Literature, I: The Old and Middle Kingdoms*, University of California Press, Berkeley and Los Angeles 1973.

A more recent anthology of translations from a variety of Middle Kingdom texts, including stelae, is:

- R.B. Parkinson, *Voices from Ancient Egypt. An Anthology of Middle Kingdom Writings*, British Museum Press, London 1991.

Dictionaries and sign-lists

The most convenient dictionary in English remains:

- R.O. Faulkner, *A Concise Dictionary of Middle Egyptian*, Griffith Institute, Oxford 1962.

A more comprehensive sign-list with an extensive discussion of the use of signs is included at the end of:

- A.H. Gardiner, *Egyptian Grammar, Being an Introduction to the Study of Hieroglyphs*. 3rd edition, Griffith Institute, Oxford 1957.

Both of these works are still in print and readily available.

Grammar

Gardiner's *Egyptian Grammar* also remains the most comprehensive treatment of ancient Egyptian in English, although a number of the sections on the verb (occupying the second half of the book) are now rather dated.

Our book is not intended as a grammar book, but lying behind the presentation of the language is the particular 'verbalist' approach developed by Mark Collier in a number of specialist papers. A similar 'verbalist' approach is conveniently presented in:

- A. Loprieno, *Ancient Egyptian: A Linguistic Introduction*, Cambridge University Press, Cambridge 1995.

This book also provides a concise account of the historical development of ancient Egyptian language and scripts.

The authors of this book can be contacted via School for Scribes, PO Box 25020, Glasgow G1 5YD, United Kingdom.

Index

- abbreviations, *see* words
 Abydos 41, 54–6, 58, 73, 87–9, 121, 124; Abydos formula 114–15; *see also* Osiris
 adjectives 10, 93–4, 117–18, 150; as nouns 94, 150; genitival adjective 40
 agreement 10, 19, 71, 93–4, 96, 100–101, 111, 116, 117, 148, 150
 Anubis 42, 63–4
 appeal to the living 111–14
 auxiliaries 66–7, 80–81, 82, 83–4
- captions 49–50
 causation 82, 115
 characterisation 68–9, 96–8
 cartouches 20, 26, 28
 coffins 62–4
 compound expressions 40
 continuation 80–81, 82
 co-ordination, without linking words 67, 80–81, 84–5
- dating 21
 dating criteria 38, 39, 41, 107, 110, 114
 defective writings, *see* words
 description 65, 68, 80
 determinatives (meaning-signs) 5–6, 13
 direction of writing, *see* words
 Djedu 41
 duals, dual endings 19, 149
 dynasties (of kings) 22
- epithets, *see* titles
 ethical behaviour 35, 65, 75
- family, *see* kinship
 feminine, *see* nouns, gender; *see also* agreement
 festivals 50, 76–8, 123; *see also* Osiris
 filiation, *see* kinship
 First Intermediate Period 22
 funerary beliefs 35, 50, 76–8, 87, 114–15
 funerary cult *see* offerings
 future, *see* tenses
- genitive (possessor) 39–40, 98–9, 150; *see also* adjectives
 graphic transposition, *see* word order
- Haker*-rites 87–9
 honorific transposition, *see* word order
 Horus: name of king 20; son of Osiris 41–2, 71, 121; four sons of 62–3
- ideograms (sound-meaning signs) 17–18
 infinitive 49–50, 52–4, 144–5
 Inhuret 70, 73
 Isis 41–2
- Khentyimentu, *see* Osiris

kinship (family, filiation) 69, 70–72, 75, 99

masculine, *see* nouns, gender

meaning-signs, *see* determinatives

Meir 13

Middle Kingdom 22

Nag' ed-Deir 73–5

names: of kings 20–21, 26, 28, 70; of officials 69–70; *see also* Osiris

negation 81–2, 115–16, 146–7, 149

Neshmet-bark (of Osiris) 88

New Kingdom 22

nomen 20, 26, 28

nouns 9, 149; gender (masculine, feminine) 9, 149; *see also* adjectives, as nouns

numbers 20, 21

object, *see* pronouns

offerings 35, 35–9, 70–71, 76–7; offering formula 35–9

Old Kingdom 22

Osiris 40–42, 54–6; festivals at Abydos (Osiris Mysteries) 50, 54–6, 87–9, 121; tomb of 55–6, 87; as Khentyimentu 41, 87, 118; as Wenennefer 42, 87; *see also* Horus

palace 102

participles 94–5, 147; passive 98–9, past 95, 147; present 95, 147; as nouns 96, 111; *sdmty.fy* as future equivalent 111

passive 115, *see also* participles

past, *see* tenses

perfect, *see* tenses

plural ending 8–9; plural strokes 6, 8, 72; writing the plural 8–9, 19, 93, 111, 116, 117, 148, 149, 150

Poker 55, 87

possessor, *see* genitive, pronouns

praenomen 20, 26, 28

prepositions 9–10, 117

present, *see* tenses

priests 103, 104

pronouns 66; dependent 82–3, 149; independent 97, 149; suffix 66, 67–8, 83, 98–9, 148, 149; as subjects 66, 67, 83, 148, 149; as objects 68, 83, 148, 149; as genitive 68, 98–9, 148

pronunciation 3, 4, 11

purpose 115

regnal years, *see* dating

relative forms 68–9, 72, 100–101, 147–8; past 68–9, 100, 107, 147; present 100, 147

'sacred land' 55

self-presentation 65, 67, 75

Seth 30, 41

sound-signs 1–2; 1-consonant signs 3–4; 2-consonant signs 15–16; 3-consonant signs 17; sound-complements 16, 17, 18; sound-meaning signs, *see* ideograms

sound complements, *see* sound-signs

sound-meaning signs, *see* sound-signs

strange writings, *see* words

subject 66; *see also* pronouns

tenses 145–7; future 49, 82, 111, 114, 146; past 49, 65–6, 97–8, 145; perfect 67; present 49, 83–5; present, general 83–5, 145; present, specific 83–4, 145; *see also* participles; relative forms

titles and epithets 33, 95–6, 118; funerary 35, 39; of kings 20–21, 28, 34, 102; of officials 34–5, 91, 101–3; of Osiris 24, 37, 40–42; of women 103–4

translation and translation schemes 49–50, 50–51, 53–4, 67, 67–8, 68–9, 80–81, 82, 85, 97, 148

transliteration 2, 3–4, 19, 51–2, 72, 105, 144

transposition, *see* word order

treasury 102–3

verbs 49; classes 50–52, 144; doubling

51; extra weak 51–2; root 51, 52, 53; stem 51, 65; strong 51; weak 51–2

voice-offering 37–9, 107

vowels, absence of 2

weak consonants, omission of 8–9, 51–2, 93, 117, 127, 144, 147, 149, 150

weak verbs, *see* verbs

Wenennefer, *see* Osiris

Wepwawet 42, 55, 87, 96, 120

words: abbreviations 32, 44–5; defective/strange writings 25, 34, 44; direction of writing 7–8; flexibility in spelling 16, 18, 26, 28, 34, 60

word order 10, 66, 83, 150; graphic transposition 32–3; honorific transposition 33–4

Index of illustrations (monuments from the British Museum collection)

BM EA 101 (Nebipusenwosret) 58

BM EA 117 (king-list of Ramesses II) 31

BM EA 143 (Nakhti) 110

BM EA 162 (Ameny) 44, 125

BM EA 558 (Key) 108

BM EA 567 (Amenemhet) 26, 120

BM EA 571 (Khu) 77, 79

BM EA 581 (Intel) 59

BM EA 584 (Khuenbik) 122

BM EA 585 (Sarenenutet) 48

BM EA 586 (Ity) 25, 90, 106

BM EA 587 (Amenemhet) 46

BM EA 1783 (Inhuretnakht) 74

BM EA 35285 (coffin of Nakhtankh) 63, 64

Are you intrigued and puzzled by the hieroglyphic script of ancient Egypt? Have you ever wished you could read it for yourself?

Now you can, with the help of this practical step-by-step guide. It is suitable for complete beginners, or anyone who would like to improve their knowledge of the language and culture of ancient Egypt.

Mark Collier and Bill Manley have many years' experience of teaching non-specialists at courses around the UK, so their approach is tried and tested. From the very beginning you will be introduced to genuine texts from ancient monuments, using clear and attractive copies specially commissioned for this book. Step by step, each chapter introduces a new aspect of the hieroglyphic script or the ancient Egyptian language, and encourages you to develop your growing reading skills with practical exercises.

The authors concentrate on a fascinating and rewarding group of monuments – funerary inscriptions, coffins and tomb scenes. The texts and supporting notes offer a first-hand insight into topics such as the pharaonic administration, family life in ancient Egypt, and the Egyptian way of death. With this book as your guide, you will be able to read with confidence the monuments reproduced in this book, and Egyptian monuments on display around the world.

Dr Mark Collier is a lecturer in Egyptology at the University of Liverpool and a Fellow of All Souls College, Oxford.

Dr Bill Manley teaches Egyptology at the University of Glasgow.

Dr Richard Parkinson, the illustrator, is an Assistant Keeper in the Dept of Egyptian Antiquities, British Museum.